

Multi-purpose rotor loader wagon
EUROPROFI COMBILINE

 **PÖTTINGER**

Versatile and adaptable



Versatile and adaptable



EUROPROFI COMBILINE

To meet the varying demands placed on the loader wagon in combination with individual customer requirements, PÖTTINGER now offers the EUROPROFI models as combined loader/top-fill wagons.

Maximum versatility and increased machine utilisation are guaranteed as a result. In combination with its high performance, the EUROPROFI COMBILINE offers excellent cost effectiveness, again underlining the significance of the loader wagon as the harvesting process for the future.

Table of contents

The highest forage quality	4-9
The best silage quality	10-13
Efficiency	14-21
Cost effectiveness	22-29
Reliability	30-37
Digital agricultural technology	38-41
Intelligent operation and ISOBUS terminals	38-39
agrirouter	40-41
Accessories	42-43
Technical data	44-45

All information on technical data, dimensions, weights, output, etc. and the images shown, are approximate and are not binding. The machines shown do not feature country-specific equipment and may include equipment that is not supplied as standard, or is not available in all regions. Your PÖTTINGER dealership would be pleased to provide you with more information.

The highest forage quality



The best forage quality is the basis for your success

High yield dairy cattle need a high quality basic ration with optimum forage structure. This is readily consumed by the animals in sufficient quantities. That is the best way to prepare the rumen to process the forage as productively as possible. Improving base forage quality reduces the use of concentrates, promotes animal health and lowers your costs.

Healthy cattle express their gratitude with better fertility, by producing milk for longer and with higher milk yields. The bottom line is that you benefit from clean, high quality forage with more profits from your dairy business.

In addition to the great importance of the optimum dry matter content, the chopped length of the forage has a significant influence on the quality of the grass silage. This reduces the rumination time and makes it easier for the rumen to process.

Both parameters lead to faster pH reduction, which reduces the risk of fermentation errors and has a positive effect on the stability of the grass silage. This lays the foundation for high dry matter intake.

EUROPROFI COMBILINE



The best chopping quality with a chopped length of 39 mm

The EUROPROFI is the ideal choice for the highest forage quality thanks to the chopping system with a theoretical chopped length of 39 mm.

The forage has the optimum structure for ruminants. An optimum distance between the knives and tines ensures smooth operation and protects the knives from foreign objects.


Healthy animals as a key element to success

"It has become clear to me that with the short chop loader wagon, grass silage can be made more efficiently and milk can be produced more efficiently, so that the farm generates more profit.

In order for the cows to produce a high milk yield, the animals must be completely healthy..."

Colin Bowen
Farm Manager
Church Stretton | Great Britain

The highest forage quality



- 1** EUROMATIC PLUS
- 2** Scrapers
- 3** POWERCUT
- 4** Knife protection system

EUROPROFI COMBILINE

EUROMATIC PLUS

The loading rotor with a diameter of 800 mm achieves a high throughput during chopping, conveying and compacting. The 10 mm thick conveyor tines are made of durostat 500 hardened and tempered boron steel and feed the crop perfectly into the chopping system.

Scraper beam

The large scraper area inside the loading chamber ensures excellent conservation for all types of forage. This makes the EUROPROFI highly suitable for mixed farming operations.

POWERCUT

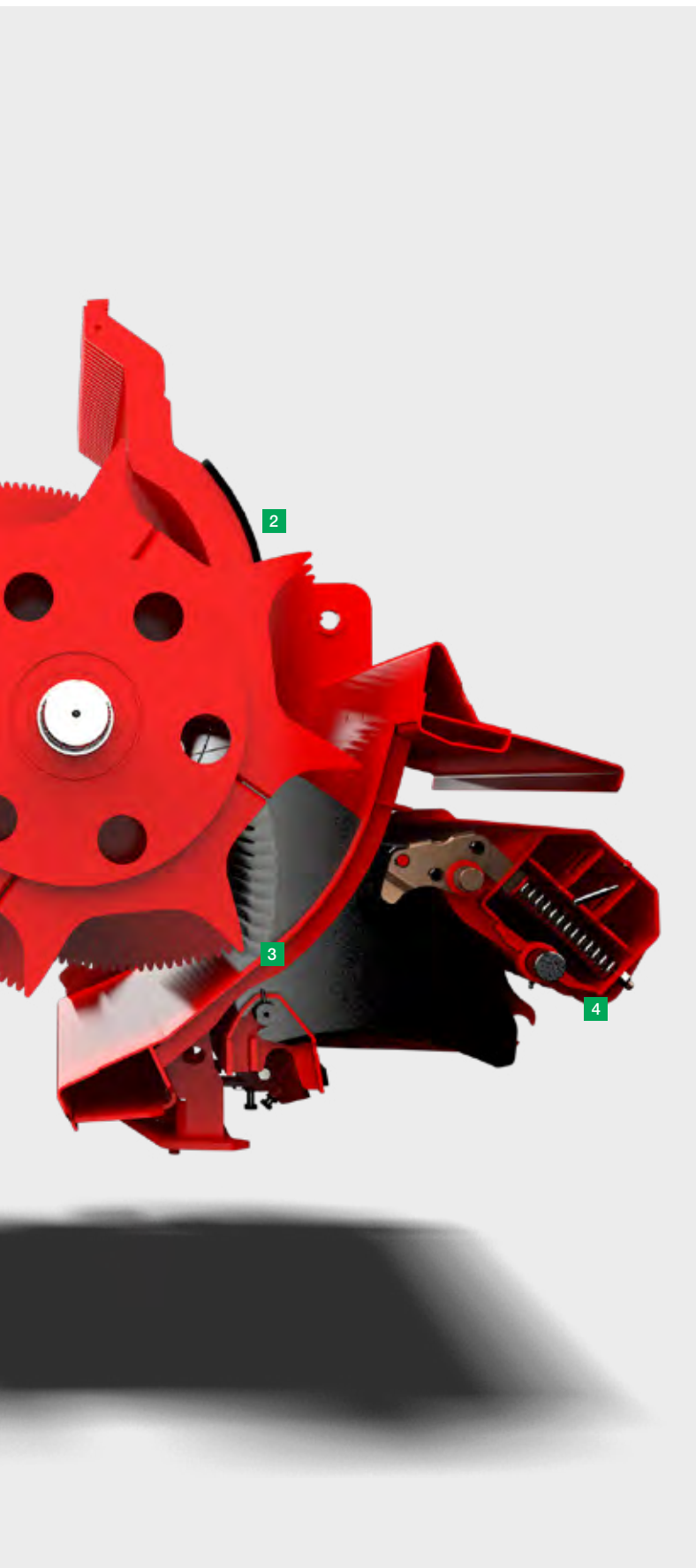
Chopping system with a theoretical chopped length of 39 mm.

Knife protection system

The reliable knife protection system protects the loader wagon from foreign objects, avoids downtimes and promotes a consistent chop length for the highest possible forage quality.

TWIN BLADE

TWIN BLADE reversible blades guarantee a consistently sharp cut and you always have the spare blades with you.



The highest forage quality



Pick-up controlled from both ends for clean forage

The sealed twin-race roller bearings fitted to the cam rollers are designed to withstand high stresses. With the sweeping action of the tines on the pick-up, it conserves the sward, lowers the level of dirt ingress and prevents unnecessary wear to the tines.

The pick-up with perfect ground tracking for the lowest possible crude ash content makes the loader wagon particularly suitable for harvesting forage.

Clean forage

The interaction of the controlled pick-up with the floating pick-up suspension and the low pressure on the ground results in the cleanest possible collection of the crop. This ensures the contamination level is within the limit values of 80-100 g / kg of dry matter.

Perfect forage flow

An optional wind guard with swath roller and guide plates ensure perfect forage flow with every type of crop, even at higher loading speeds.

Tidy transfer

The fully active tine leg length on the controlled pick-up transfers the flow of crop smoothly to the rotor, even in difficult harvest conditions.

Best chopping quality


Instead of dragging the forage through, the system promotes the best possible chopping quality.

EUROPROFI COMBILINE



Pick-up with perfect ground tracking for a low crude ash content

With a combination of the pick-up support arms, adjustable trailing jockey wheels and the parallelogram guided tracking roller, perfect ground tracking is ensured. In addition, weight alleviation springs are provided as standard to ensure a low ground pressure of around 100 kg.



Unique parallelogram guidance

The parallelogram linkage on the pick-up leads to significantly better ground tracking. You get clean forage even in difficult conditions. The freedom of movement of the pick-up is still 100%.

The working height is adjusted independently of the front jockey wheels.

Additional tracking roller for the highest forage quality

The optional additional tracking roller prevents the pick-up sinking into tractor wheel marks. It is located on the centreline behind the pick-up and covers a wide area of ground thanks to its generous dimensions. Together with the two jockey wheels, the additional tracking roller forms a support triangle for perfect ground tracking. This considerably reduces the tines scraping the soil so contamination of the forage is avoided.

Support triangle

The two jockey wheels and the optional additional tracking roller form a stable support triangle. This significantly increases the area of ground contact and ensures perfect crop collection even in bumpy terrain.

The best silage quality



A high quality basic ration is the basis for healthy animals

Healthy cows perform better, provide more milk with a higher quality and ensure more profit.

The choice of the right harvesting method has a great influence on the quality of the forage and is the prerequisite for bringing in forage with a high energy content.

Basically, all the machines in the harvesting process should be designed to meet the high requirements of forage conservation, ground tracking and high output. To ensure that the ensiling process achieves the best

quality, it is important that a large quantity of forage is handled efficiently.

Machine performance needs to be matched to the fields being harvested and the compaction vehicle in the clamp needs to be suitable to handle the rate of crop being delivered.

Even distribution and rolling in the clamp is usually the bottleneck in the harvest chain, since the machine performance available in the field is generally greater than the performance of the machinery in the clamp. This means that the speed of harvesting is actually determined by the machinery working in the clamp.

The rolling weight required when using the loader wagon should correspond to about one third of the material harvested in tonnes of fresh crop per hour.

EUROPROFI COMBILINE



Unload according to demand on the EUROPROFI D COMBILINE

A uniformly distributed blanket of forage is essential for perfect compaction. Two beater rotors guarantee perfect distribution. The aggressive tines deliver an impressive performance even with highly compressed forage. Bars on the rotors ensure maize material can be unloaded effectively. A pressure sensor in the beater rotor bearings controls the scraper floor automatically.

Beater rotor driveline

The driveline to the beater rotors is concealed within the frame. The strong drive shaft is protected by a cam-type clutch at 1200 Nm.

"Perfect loading and unloading"

"In terms of throughput capacity and intake capacity, it is way ahead of our previous loader wagon. The EUROPROFI can pick up such large swaths, which is just awesome."

"Regardless of whether you are unloading grass or maize silage, a pusher simply cannot match this speed. The beaters on the EUROPROFI distribute the material so evenly that the tractor has very little spreading work to do in the clamp."

Stefan Hell
Farmer and contractor
Esternberg | Austria

The best silage quality



EASY MOVE swing-out knife bank

This unique swing-out knife bank makes light work of changing the knives.

Press a button on the side of the wagon to move the knife bank support arms downwards and release the chopping system. Now you can simply pull the knife bank out alongside the wagon.

A central knife release system is standard equipment.

Simply press the release button to disengage the knives so they can easily be removed without the need for tools.

The chopping system can be pivoted out directly from the tractor seat to clear any blockages.

Easy accessibility

Using EASY MOVE, you can change the knives alongside the loader wagon.



Highest quality knives

The knives are produced from hardened tool steel and their pressed serrated edge ensures a precise chop. The extra-thick rear edge of the knife guarantees an extended service life.



Ensuring knife protection

PÖTTINGER protects your loader wagon with our patented individual knife protection system. Foreign objects are a danger to the rotor and chopping system plus downtime can be expensive and reduce the quality of the forage.

The triggering force is adapted to the high throughput capacity. The knives are held in the correct position to make sure that they chop consistently.

The knife retention springs and rollers on the individual knife protection system are swung safely out of the way. This greatly reduces the contamination of the knife holders.

- 1 Foreign objects trigger the protection system. The knife moves in the direction of crop flow.
- 2 The trigger roller is lifted out of its holder behind the knife.
- 3 The resistance of the knife is suddenly reduced so that the knife can allow the foreign object to pass through. The sharpness of the knife is retained.
- 4 The knife is automatically brought back into the working position.

Any stones in the forage are not pulverised. The cattle leave them in the trough so that injuries to the digestive system are avoided.

TWIN BLADE reversible knives

The optional TWIN BLADE reversible knives ensure twice the service life thanks to its patented new geometry. TWIN BLADE knives guarantee a consistently sharp cut and you always have spare knives with you.

Efficiency



Efficiency and high output

The EUROPROFI series delivers impressive pick-up and loading performance.

Pick-ups up to 1,850 mm wide ensure fast and cleanly collected crop even with irregular swath shapes.

The EUROMATIC PLUS driveline is designed for tractors up to 220 hp and delivers a high compaction capability.

A maximum loading capacity without torque peaks for continuous crop flow is ensured by the loading rotor which has eight rows of tines arranged in a helix.


The scraper floor is lowered by 150 mm to enable improved loading and unloading performance.

Forage conservation at the highest level

In order to conserve the forage, PÖTTINGER implements more technical innovations such as the automatic loading system. This delivers in a smooth force curve without torque peaks during loading.

A sensor in the front panel of the loader wagon in combination with a torque sensor on the gearbox ensures optimum forage structure even in difficult and changing harvesting conditions.

EUROPROFI COMBILINE



Power transmission up to 2,000 Nm

The drive train on the EUROPROFI loader wagon has been designed for high performance and is suitable for tractors up to 220 hp.

These new models are driven by a PTO shaft with a wide-angled joint and a cam-type clutch to protect the driveline. The large-dimensioned grease filled rotor side drive gearbox is completely maintenance-free.

The main bearing is located on the rotor frame between the rotor and gearbox to protect the bearing and gearbox.

The driveline is protected at a torque of 2000 Nm, corresponding to a peak performance of 162 kW / 220 hp.

Efficiency



A controlled floating pick-up

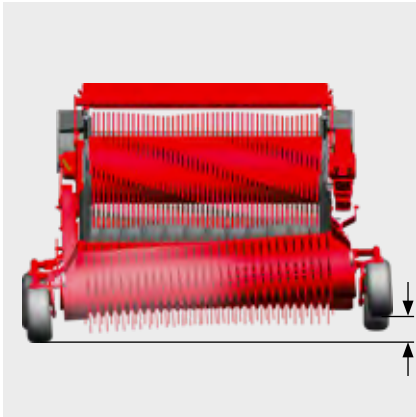
Maximum intake

The PÖTTINGER pick-up guarantees maximum feed rate. The transfer zone from the pick-up tines to the rotor has been optimised and adapted for high throughput capacity. The PÖTTINGER floating pick-up with six rows of tines delivers impressive performance – even at high driving speeds and in difficult harvest conditions – for reliable, high intake performance.

Perfect ground tracking

Two support arms ensure the pick-up has complete freedom of movement. A spring alleviates the pickup weight so less pressure is exerted on the ground. Height-adjustable 16 x 6.5-8 trailed jockey wheels contact the ground on precisely the same line as the tines to ensure perfect ground tracking and cornering.

- Equipped with a travel path of 150 mm for perfect ground tracking and exact contouring
- Automatic pick-up switching on EUROPROFI D models



150 mm travel path

With a vertical travel of 150 mm on the pick-up, PÖTTINGER ensures perfect ground tracking and exact contouring.



Multifunction tailgate

The loader wagon is equipped with unloading beaters and a multifunction tailgate.

Normal discharge

Tailgate wide open. The adjustable flow control board swings upwards when the tailgate opens to prevent forage loss.

Fine distribution

Controlled unloading rate to minimise the affect of cross-winds.

Cross conveyor belt mode

Precision feed placement inside sheds without losses.

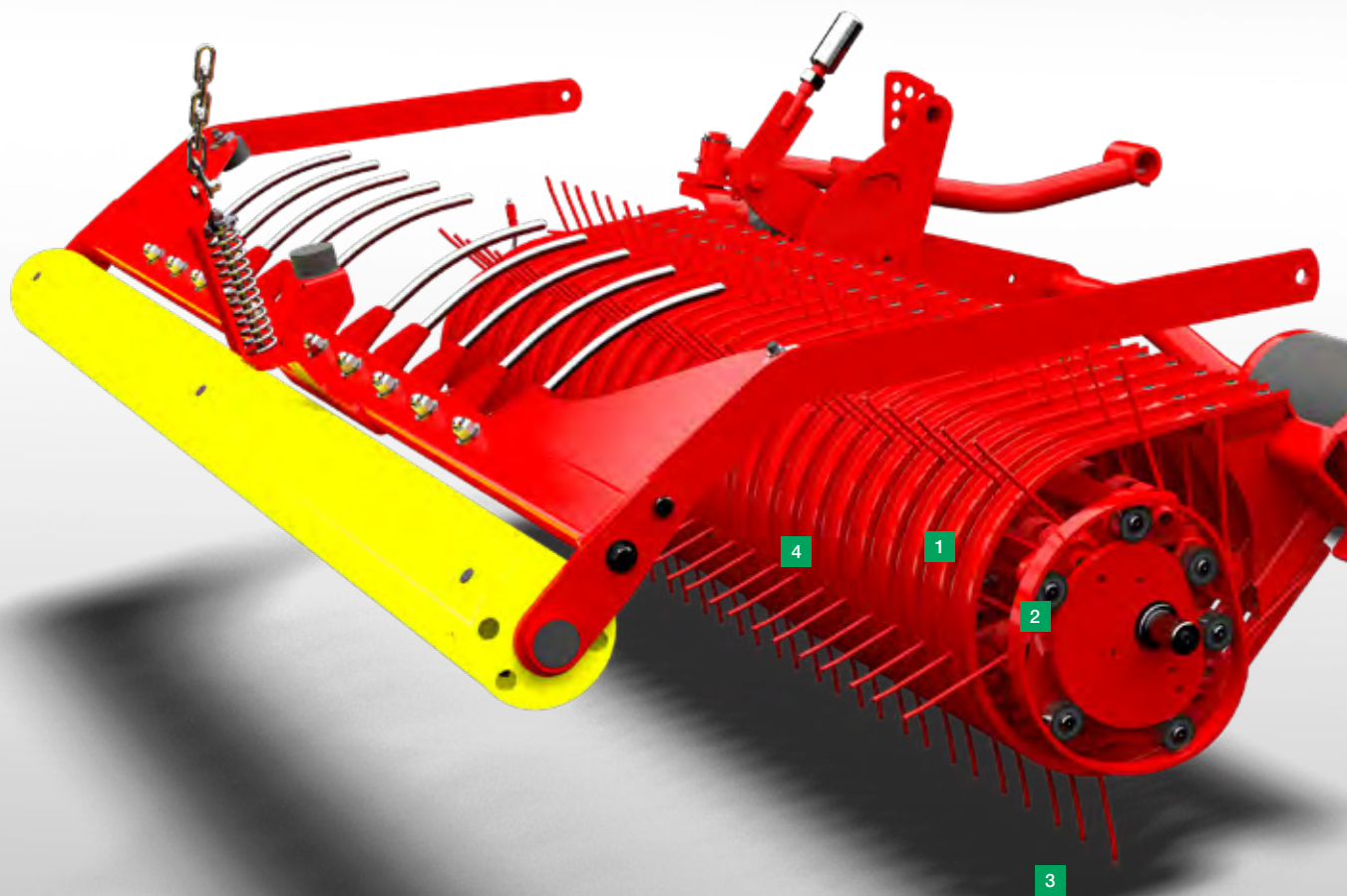


Cross conveyor belt

For depositing the daily forage ration inside the cattle shed there is a high output cross conveyor belt with a width of 890 mm. This is available as an option on all EUROPROFI D models.

- The direction of the belt can be controlled from the terminal
- Hydraulic powered
- Tailgate locking system with tailgate open

Efficiency



- 1 Cam track
- 2 Solid core
- 3 Pick-up tines
- 4 Scrapers

EUROPROFI COMBILINE

A controlled floating pick-up

Maximum intake thanks to the 6-row PÖTTINGER floating pick-up.

Cam track at both ends

The shape of the cam track ensures optimum movement of the tines. This ensures the trailing tines pick up the forage at the correct angle. They convey the crop gently upwards, actively transfer the crop to the rotor at an adjusted speed and at the defined transfer point. The tine dips down at a right angle to prevent the forage from being drawn in. The cam tracks with solid cores at either end of the pick-up guarantee a long service life and maximum efficiency

Pick-up tines


The tines are slightly trailing to sweep in a controlled arc and adapt ideally to contours. Clean forage is guaranteed as a result. The fully active tine length up to the withdrawal point ensures the forage is transferred to the rotor perfectly. Thanks to the reduced speed of the rotor, the forage is not dragged but fed actively into the rotor. Maximum conveying performance at high driving speeds. Reliable high intake performance, even in difficult harvesting conditions.

Full freedom of movement

Two support arms and a special universal joint ensure the pick-up has complete freedom of movement. The universal joint ensures smooth guidance of the pick-up so that it can collect crop cleanly even on bumpy terrain.



Efficiency



EUROMATIC PLUS

The smooth running and fuel-saving loading rotor.

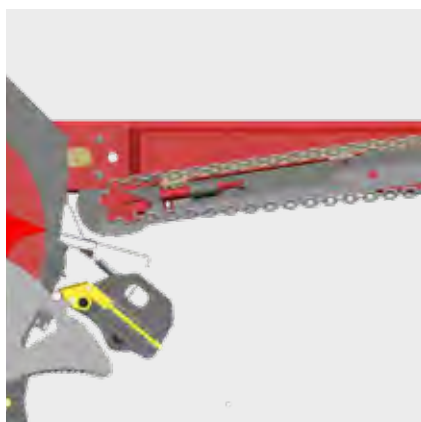
EUROMATIC PLUS is the heart of EUROPROFI loader wagon series. Rugged and powerful, this rotor delivers high throughput during chopping and compression. EUROMATIC PLUS represents smooth, power-saving penetration of the crop and perfect transfer from the pick-up.

- The loading rotor has eight rows of tines arranged in a spiral and a diameter of 800 mm.
- The loading rotor is mounted on self-aligning ball bearings at both ends.
- The bearing is located on the rotor frame between the rotor and gearbox to protect the bearings and gearbox.

Wide surfaces on the tine points ensure maximum performance even with wet and short forage. The optimised tine shape and large scraper surface ensure the best possible compression in the loading chamber. The conveyor tines are made of hardened fine-grain durostat 500 and are 10 mm thick. The tine rings are hooked into the central drum and welded around the circumference for exact positioning.

The scrapers have an 22 mm wide rear face and are individually mounted and bolted. They ensure the highest possible compression, depending on how the automatic loading system is set.

Optimised tine geometry



Lowered scraper floor

The scraper floor has been lowered by 150 mm at the front end. As a result, the forage is pushed upwards as it moves to the rear. This ensures smooth, hassle-free unloading as well as a low power requirement.

four powerful drive chains ensure rapid unloading. The tempered slats are separated and offset.

The load chamber floor is constructed of pressure-impregnated, durable wood. This has excellent gliding properties for all types of crop.

Scraper floor drive system

The powerful hydraulic motor is located on the side of the wagon and delivers a reliable output. The speed of the motor is infinitely-variable controlled.

A two-speed motor is available as an option for driving the scraper floor.

- An infinitely-variable motor for unloading speeds of up to 16 m/min. is standard
- A two-speed motor is available as an option for unloading speeds of up to 20 m/min (standard on the EUROPROFI 5510)

Automatic unloading

The automatic unloading system makes life a great deal easier for the driver and protects the machine. It controls the tailgate, scraper floor and, on the D model, also the beaters. The unloading process can be stopped and started again whenever needed.

Cost effectiveness



The cost effective process

Choosing the most efficient process must take into consideration the respective requirements of the farm and the local conditions.

In different circumstances, different harvesting processes can be more efficient or suit your harvesting strategy better. The personnel and machines required also have a crucial influence on your choice.

The loader wagon can carry out the operations of crop take-up, chopping, compaction and transport in one machine. That is why the loader wagon is often referred to as a two-person harvest system. Modern loader wagons are generally offered as multipurpose loader wagons so they also meet the requirements of a fully-fledged transport wagon. Because of their flexibility (loading and transport), the machine achieves optimum utilisation.

The loader wagon process guarantees the best quality forage and silage at low harvesting costs, making it the harvesting process of the future.

Soil conservation with high performance technology

Increasing loading volumes, greater field to farm distances and high transport speeds call for a strong and soil conserving chassis, high quality tandem chassis and tyres with a large footprint.

High performance technology in conjunction with soil conserving tyres helps to maintain soil health and protect the sward.

Soil compaction can have a direct effect on your profits. Deep wheel marks cost up to 10 % more diesel. Damage due to compaction can result in fertiliser costs up to 20 % higher.

EUROPROFI COMBILINE



Forage conservation and cost effectiveness at the highest level

The smooth delivery of power during loading without torque peaks is what makes a modern loader wagon with an automatic loading system stand out. A sensor in the front panel of the loader wagon in combination with a torque sensor on the gearbox ensures optimum forage structure even in difficult and changing harvesting conditions. The loading strategy can be adjusted conveniently from the tractor cab.

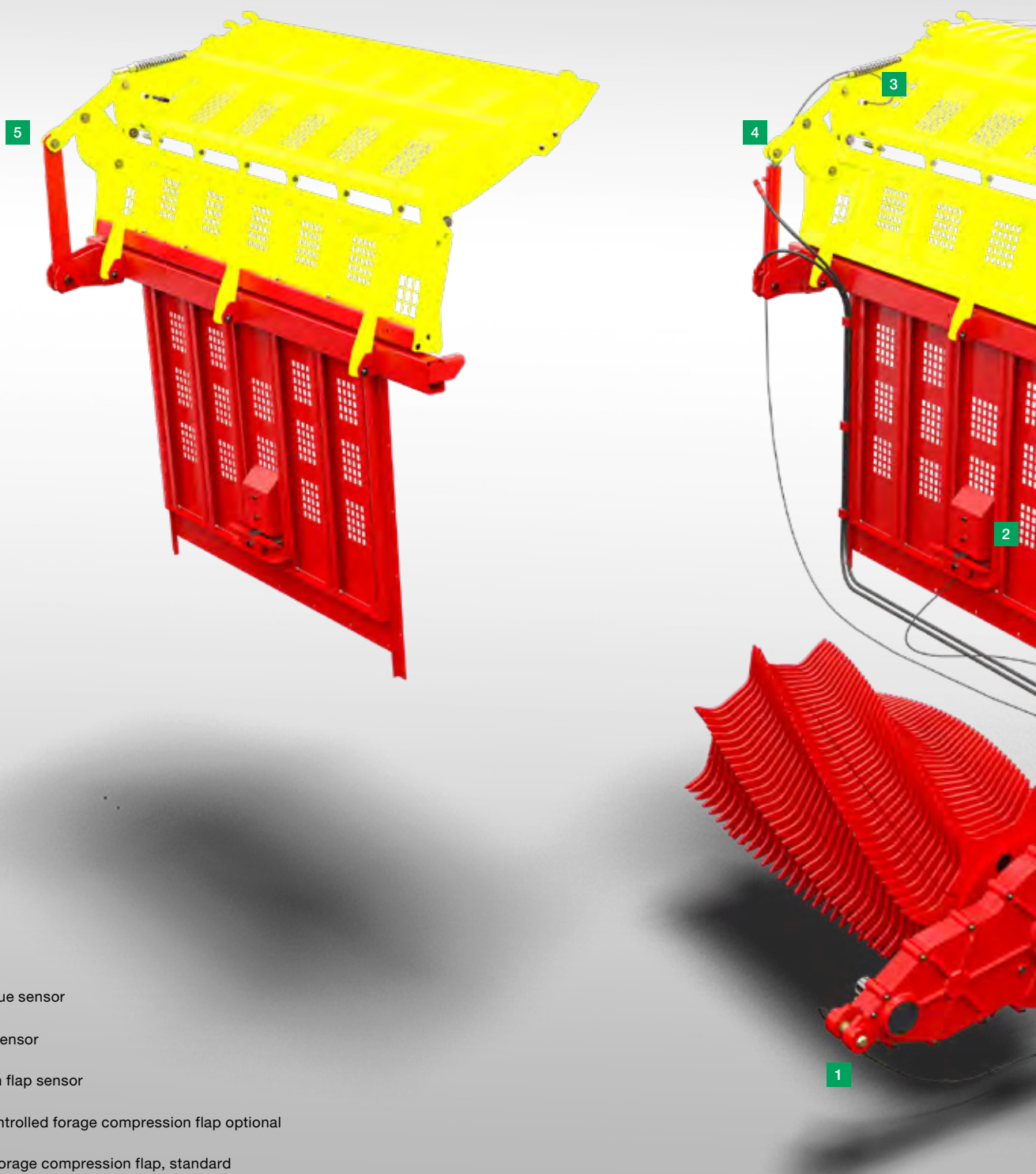
The volume of the loader wagon can then always be used in the best possible way.

Cost efficiency as a key element to success

"The loader wagon really helps to save costs. You need much fewer personnel and the soil is less compacted because you only need one machine instead of two, three, four or even five in the field. So the loader wagon has many advantages."


Steven Bowen
Contractor
Church Stretton | Great Britain

Cost effectiveness



- 1 Loading torque sensor
- 2 Front panel sensor
- 3 Compression flap sensor
- 4 Hydraulic controlled forage compression flap optional
- 5 Mechanical forage compression flap, standard

EUROPROFI COMBILINE



Front panel

The new front panel brings the highest forage quality with maximum compaction to the EUROPROFI series. It conserves the forage and can be adapted specifically to your needs.

The front panel is equipped with a sensor system to measure the pressure exerted by wet, heavy grass.

Front panel upper section

The optimised angle of the panel produces optimum crop flow with low compaction requirements.

With an overall length of 670 mm and a width of 2,000 mm, it ensures the crop fills up perfectly.

Active controllable forage compression flap

The forage compression flap can be controlled hydraulically and is equipped with a sensor for automatic loading.

The compression flap control system regulates the degree of filling and the height of the forage package in the loading chamber.

Loading torque sensor

Ensures smooth power delivery without torque peaks.

Roof ropes

The roof ropes are designed to retain the load and are particularly convenient to fit thanks to the quick-change system.

Cost effectiveness



Automatic loading

The automatic loading system supports the driver during loading and ensures a high level of convenience.

Two sensors, one in the front panel and one in the upper panel section, monitor the loading status.

Sensor 1 in the front panel is set once

with the required crop mass pressure.

Sensor 2 is mounted on the wide forage compression flap. This responds with a time delay to positively influence the loading performance.

By applying a slight counter pressure, it distributes the flow of crop more evenly across the width of the loading chamber. Thanks to the automatic loading system, it is now possible to fill the sides of the loading chamber perfectly as well.

Loading torque sensor

To conserve the forage, PÖTTINGER has added technical innovations such as the automatic loading system with optional loading torque sensor.

The loading torque sensor ensures smooth power delivery without torque peaks during loading.

A sensor in the front panel of the loader wagon in combination with a torque sensor on the gearbox ensures optimum forage structure even in difficult and changing harvesting conditions.

The driver can set the permissible loading torque for the rotor, which has a direct influence on the forage quality in the loading chamber.

This means that even forage with a DM content <30 % can be loaded gently.

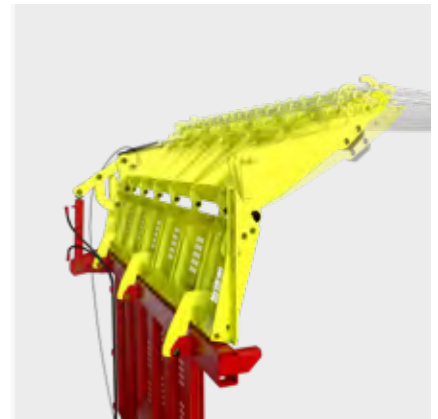

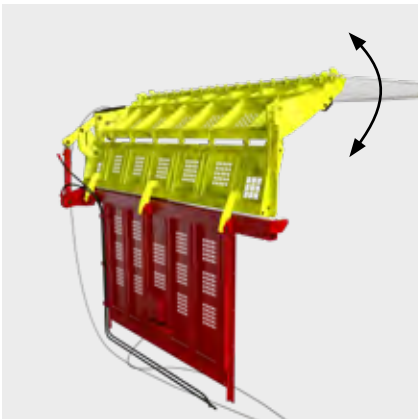
EUROPROFI COMBILINE



Filling strategy

To achieve maximum cost effectiveness, you can select the appropriate filling strategy from the comfort of the driver's cab to match the operating conditions.

The sensor system gives you optimum support and, if required, automatically adjusts to changing forage conditions.



Automatic loading

The wide forage compacting panel controls the automatic loading unit. sensor measures the pressure on the flap and switches the scraper floor on and off automatically. This protects the forage and ensures the loading chamber is filled right up.

A slotted hole controls the movement of the forage compression flap. Its large working surface generates a counter-pressure that acts on the forage above the rotor. The pressure distributes the forage to fill the loader wagon right up over the full width of the loading chamber.

Loading torque sensor

To achieve particularly high loading rates, the optional loading torque sensor can be implemented in addition to the automatic charging system. This is installed in the drive train and enables you to adapt the loading strategy to the dry matter content and forage structure.

If required, you can achieve unique loading rates of up to 300 kg / m³.

Hydraulic controlled forage compression flap

The optional, active, hydraulic control for adjusting the compression flap regulates more than just the visible filling level of the machine. It also regulates the height of the forage package in the loading chamber and therefore has a significant influence on the forage quality.

Cost effectiveness




EUROPROFI COMBILINE



Engineered bodywork

The steel profile structure is designed for use as a harvest transport wagon. It can be loaded from above without any problems because it does not need roof bars for reinforcement. The large surface area of the forage compression flap ensures best compression of the crop and maximum use of the loading chamber. It can be equipped with an optional hydraulic cylinder which can be controlled from the tractor seat. This enables a rapid change between pick-up loading and top-fill loading.



Harvest transport mode

The optional forage compression flap is hydraulically folded inwards to provide a loading chamber that is completely open and can be filled from above.

Because the flap has a very low pivot point, when it is folded you have a clear view into the loading chamber.

This is also the ideal configuration for following a harvester into a maize field.

Due to the sloped mudguards, no forage is left lying around even in harvest transport mode.

Folding rotor duct cover

The optional duct cover prevents crop from falling into the rotor duct while the wagon is being used for transport. The cover simply folds away without any modifications required.

Roof ropes

Roof ropes for a rear tarpaulin are available as an option for crop material with a low density.

The roof ropes can be changed quickly and easily.

In loader wagon mode, they keep the forage compact inside the loading chamber.

They ensure optimum load retention and increase the loading volume by up to 2 m³.

The roof ropes do not affect the automatic loading system because they are hooked onto their own bracket.

Reliability



Reliability

Due to constantly growing demands in terms of output with ever shorter harvest time windows, it is all the more important to have a reliable machine available.

The highest reliability and high performance forage collection, even in difficult harvesting conditions.

A controlled floating pick-up

The 6 row pick-up is controlled from both ends by a steel cam track.

The tines are slightly trailed to sweep in a controlled arc and adapt ideally to contours. Clean forage is guaranteed as a result.

The fully active tine length up to the withdrawal point ensures the forage is transferred to the rotor perfectly.

Thanks to the reduced speed of the rotor, the forage is not "dragged through". It is fed into the rotor actively. This guarantees maximum conveying performance at high driving speeds and a reliably high intake performance in differing harvesting conditions.

EUROPROFI COMBILINE



High quality and flexibility

It is very well designed and built using high quality components. I like having the flexibility and convenience that the loader wagon offers. It is easy to maintain and very durable.

Gerond Davidson
Farmer
Neepawa | Canada

Reliability



Strength with the highest quality

The rugged frame construction is made using high quality QStE fine grained steel. Frame and side pillars are fastened using fine thread bolts - no welds. High-strength side profiles and closely-spaced pillars ensure the highest strength.



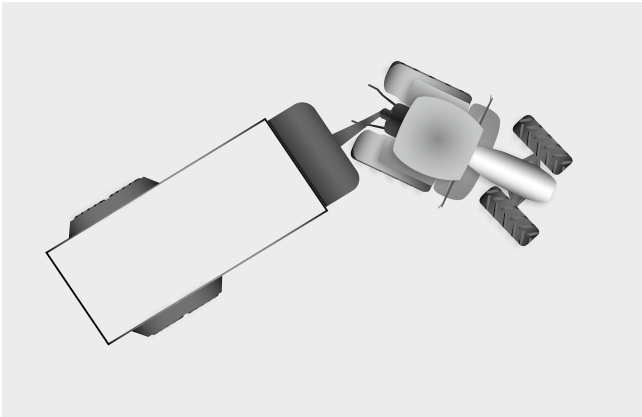
High quality components

Durability and top performance - characteristics that PÖTTINGER is committed to delivering. Using the highest quality components is a central criterion. That is why we manufacture our parts from the highest quality materials.

Continuous testing and ongoing development

To further develop its product ranges, PÖTTINGER continually invests in Research & Development and expanding its own test centre at the Technology and Innovation Centre (TIZ), the cornerstone of its quality assurance system. Here, we test our products as to their suitability in field conditions in order to pass on only the very best to our customers. Our testing centre is one of the most modern in agricultural technology worldwide.

EUROPROFI COMBILINE



Easy hitching

Depending on the type of tractor and the tyres fitted, a turning angle of up to 60° is possible thanks to the narrow design of the drawbar.



High or low drawbar

Choose 2 t or 3 t drawbar load. A parallel lift drawbar with two double acting cylinders is fitted as standard. A drawbar shock absorber is available as an option.



Load sensing

All PÖTTINGER loader wagons are load-sensing compatible. The required oil flow rate is precisely measured and adjusted to demand. This prevents the oil from heating up and saves power by up to 20 hp (15 kW).



Tapered mudguards

All EUROPROFI COMBILINE wagons are fitted with slanting mudguards and closed frame beams. Nothing is left lying on the mudguards and as a result no crop falls onto the road during transport.

Reliability



Conserving soil and increasing profit

Look after the health of your soil.
Choose the right tyres, conserve the sward and increase your profit.

With the right tyres, there is no contradiction in using high output technology and conserving the soil. In order to protect soil as a natural resource, to ensure sustainable soil fertility and to maintain soil performance, you need to make sure that loads are distributed uniformly. Using the largest possible dimension of wheels increases the footprint of the tyres so that the soil structure is maintained in the best possible way.

- 1 cm deep wheel marks cost up to 10 % more diesel*).
- Damage to the sward can cause yield losses amounting to 100 €/ha*).
- Heavy compaction can result in fertiliser costs up to 20 % higher.

Using high performance technology in conjunction with modern tyres that conserve the soil will continue to drive competitive agriculture in the future.

EUROPROFI tyre chart with an axle load of 6.5 t

Tyre size	Payload per wheel	Tyre pressure	Footprint	Pressure on ground
560/45R22.5	3,250 kg	2.4 kPa	1.434 cm ²	2.22 kg/cm ²
620/40R22.5	3,250 kg	2.2 kPa	1.377 cm ²	2.31 kg/cm ²


EUROPROFI tyre chart with an axle load of 8 t

Tyre size	Payload per wheel	Tyre pressure	Footprint	Pressure on ground
620/40R22.5	4,000 kg	2.9 kPa	1.369 cm ²	2.87 kg/cm ²
710/35R22.5	4,000 kg	2.6 kPa	1.675 cm ²	2.39 kg/cm ²

EUROPROFI tyre chart with an axle load of 9 t

Tyre size	Payload per wheel	Tyre pressure	Footprint	Pressure on ground
710/45R22.5 Flotation Trac	4,500 kg	2.3 kPa	2,082 cm ²	2.12 kg/cm ²
710/45R22.5 Country King	4,500 kg	2.3 kPa	2,139 cm ²	2.10 kg/cm ²
800/40R22.5	4,500 kg	2.0 kPa	2,515 cm ²	1.76 kg/cm ²

* Source: Lecture by Southwest Falia Agricultural College in Soest, 2008.



Tandem axle with compensator arm

The compensator arm distributes the axle load between the two axles. When driving over rough ground, the weight is distributed evenly. As a result the pressure on the ground is reduced and an equal braking effect is produced on all 4 wheels.

Solid parabolic leaf springs provide the necessary suspension. These give you a really smooth ride in the field, on the road and in the clamp.

The wide spring support of 1,100 mm is a great advantage when driving along contours and in the clamp.

Tandem axles with parabolic springs and longitudinal linkage

The stronger chassis has longitudinal linkage axle guidance and larger axles with compensator arm.

The compensator arm ensures an even distribution of the axle load on all 4 wheels in all operating conditions. The wide spring spacing of 1100 mm provides the best suspension characteristics.

- Wheelbase 16 t: 1,250 mm
- Wheelbase 18 t: 1,450 mm

	Tandem axle parabolic springs compensator arm 13 t, 22.5"	Tandem axle parabolic springs, longitudinal linkage 16 t, 22.5"	Tandem axle parabolic springs, longitudinal linkage 18 t, 22.5"
EUROPROFI 4510	■	□	-
EUROPROFI 5010	-	■	□
EUROPROFI 5510	-	■	□

■ = Standard, □ = Optional

Reliability



Trailed steered axle

No damage to sward, even with really heavy loads. The ISOBUS terminal automatically locks the trailed steering axle at high driving speeds and when reversing. Optional equipment.

Driver assist system "intelligent trailed steered axle"

This enables you to lock the axle automatically in all operating conditions even without ISOBUS.

A direction-of-rotation sensor axle detects the direction of rotation along with the speed and locks the axle within the defined speed range.

The inclination sensor also locks the axle when the defined inclination is reached.

If the defined inclination value is exceeded, you can also have a warning displayed on the control terminal screen.



Hydraulic controlled steering

The hydraulic controlled steering system impresses with its compact and fail-safe design. It features a track rod with automatic interlock for single-handed attachment.

The coupling point for the controlled steering on the tractor according to ISO DIN 26402 is based on the 80 mm ball head coupling as a backlash free towing device and guarantees accurate tracking even on steep ground and in the clamp.

Brake axle: 410x120



Electro-hydraulic controlled steering

A high level of stability when driving at high speeds and the best manoeuvrability in tight corners is ensured by the electric-hydraulic speed-dependent steering angle adjustment system.

It maximises the turning angle in the field, which conserves the sward and increases manoeuvrability.

The turning angle is reduced at high transport speeds to enhance safety.

In contrast to mechanical controlled steering, a safety steering computer controls the turning angle together with a hydraulic unit, for the steering cylinders and an angle sensor on the steered axle.

The axle is controlled as a function of the vehicle geometry, angle of the drawbar and driving speed.

Brake axle: 410x120

Intelligent operation and ISOBUS terminal



A shared language

How machine and tractor communicate, even if they are from different manufacturers

Communicating in a common language is what stands behind the term ISOBUS. The need for this stemmed from the fact that each agricultural machinery manufacturer originally developed its own electronics solution. This was an obstacle for any farmer whose machinery consists of equipment from different manufacturers. ISOBUS refers to the standardised communication system between tractor and implement using standardised hardware and software that is not limited to a single manufacturer: This really makes your daily work a great deal easier.

More convenience using ISOBUS

ISOBUS eliminates isolated solutions by establishing a standardised, compatible connection between tractor and implement, which should work with all combinations using plug and play: Simply plug the ISOBUS plug into the ISOBUS socket and you are ready to go. A single ISOBUS

terminal replaces the large number of implement-specific terminals inside the tractor cab.
Source: www.aef-online.org

The right solution for every requirement

A modern ISOBUS system consists of various components, including tractor, terminal and implement. It always depends on what the terminal and attachments are able to do in each situation - and what equipment options have been installed. This is where the ISOBUS functions come into play. ISOBUS functions are independent modules or building blocks within the ISOBUS system. These work as soon as they are included in all the components involved.

Convenient electronic control system, ISOBUS-compatible, without terminal

Standard on EUROPROFI D models.
Optional on EUROPROFI L models.

Digital agricultural technology



DIRECT CONTROL – Electronic control system

Standard on EUROPROFI L models.

The convenient electronic DIRECT CONTROL system is used especially for the PÖTTINGER loader wagon range without beater rotors. The functions are performed directly at the push of a button without pre-selection or an additional spool valve. The display provides information about the functions and status of the loader wagon.



POWER CONTROL – electronic control system

Optional on EUROPROFI models.

The new entry-level POWER CONTROL terminal can be used to operate a wide selection of ISOBUS-capable machines made by PÖTTINGER. The most important feature is the keys that are printed with the relevant machine functions to ensure intuitive operation for both experienced and newbie drivers.

More functions can be controlled and user inputs made using the 5" colour touch display. Optimised for day and night operation, the display also provides clear information on the operating status of the machine.



EXPERT 75 ISOBUS terminal

Optional on EUROPROFI models.

The compact 5.6" EXPERT 75 ISOBUS terminal can be operated both directly via the touchscreen and using keys or a scroll wheel. Safe one-hand operation is supported by the grip bar. The ambient light sensor and the illumination of the function keys ensure convenient handling even at night.



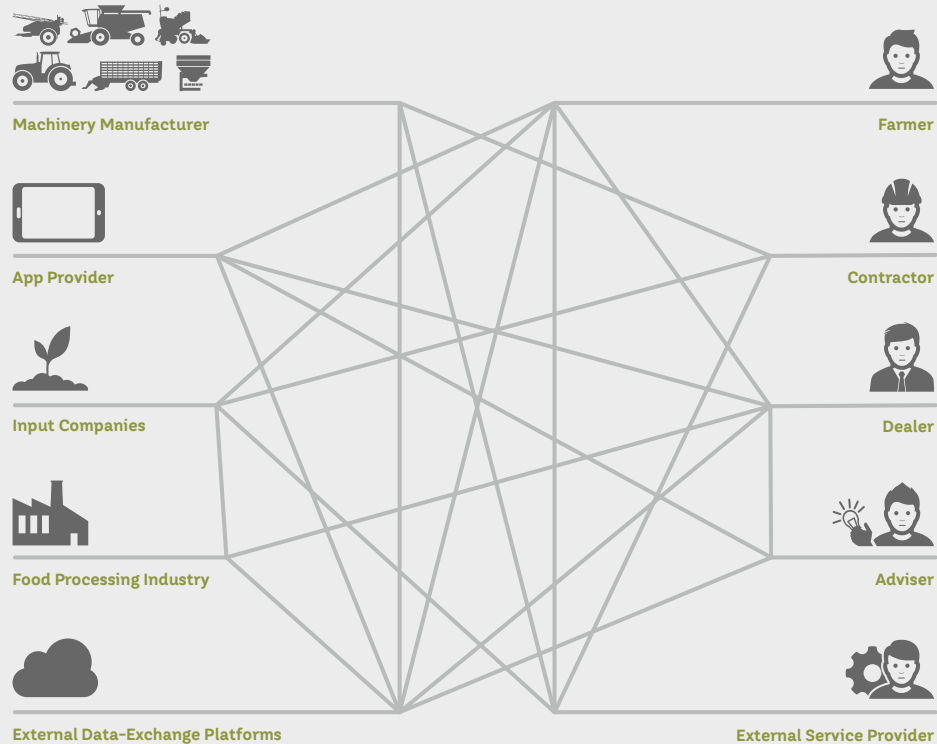
CCI 1200 ISOBUS terminal

Optional on EUROPROFI models.

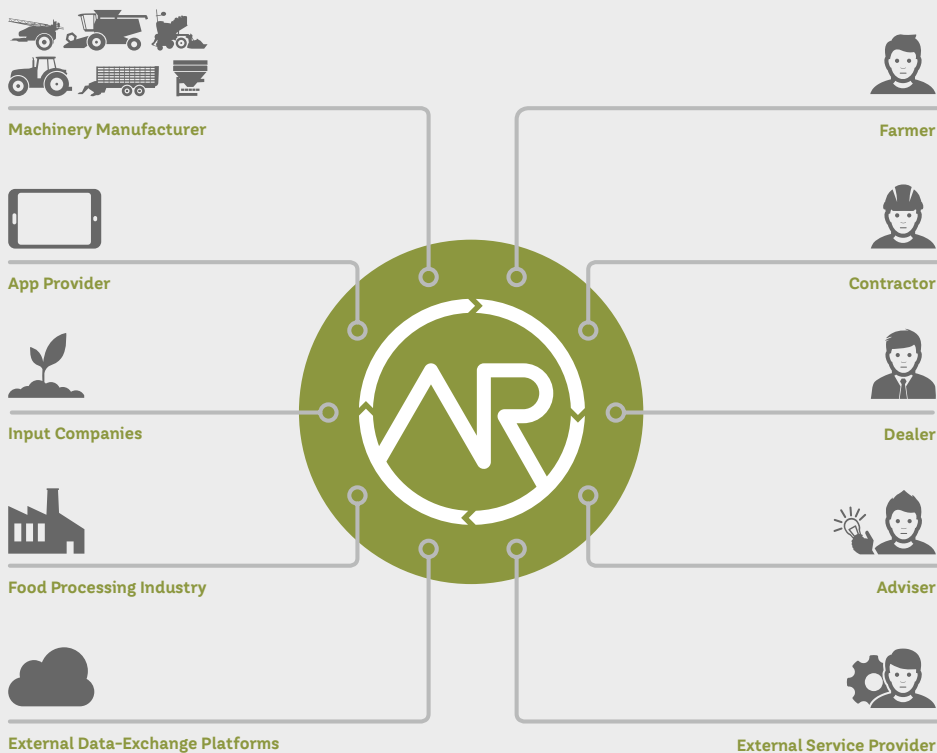
The new 12" CCI 1200 ISOBUS terminal offers the professional farmer a comprehensive function package. The terminal is operated like a tablet using a touchscreen. Navigation is kept simple so you find what you need with just a few taps. The integrated ambient light sensor automatically adjusts the brightness of the display.

Manufacturer-independent, wireless data exchange

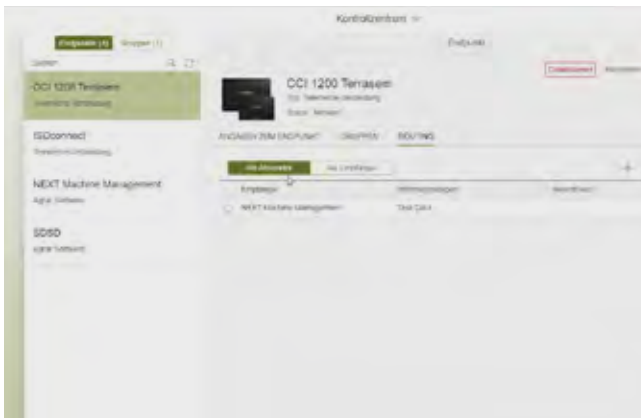
Without agrirouter



With agrirouter



Thanks to the ISOBUS standard, machines from different manufacturers can easily communicate and exchange data with each other. In order to use this data once work has been completed, it makes sense to import it into a farm management system and evaluate it for documentation purposes. While data transfer between agricultural machines from different manufacturers is now straightforward, it has still been difficult to transfer data between machines and software products from different suppliers. This was due to a lack of standards - until now. That is why various agricultural equipment manufacturers, including PÖTTINGER, have joined forces to develop the agrirouter. The agrirouter enables manufacturer-independent, wireless data exchange between machines and agricultural software whilst reducing the number of communication interfaces to a minimum.



agrirouter - the "data forwarding service"

The agrirouter is a web-based data exchange platform. A free account can be used to send data such as jobs from your field indexing software directly to the CCI 1200 terminal in the tractor. This can also be carried out in the reverse direction by sending machine-related data directly to your farm PC.

Transparency

You define the routes on which the agrirouter transports your data.

Data security

agrirouter does not store any data - you retain full control.



We are ready for agrirouter

You can use the agrirouter for sowing technology in conjunction with our VITASEM and AEROSEM with electric metering drives and TERRASEM seed drills. In the harvesting sector, our ISOBUS-compatible loader wagon range FARO, EUROPROFI, TORRO and JUMBO can be connected to the agrirouter.

These machines are able to document and make available data that is meaningful in terms of the work carried out. This data can be sent wirelessly from the tractor to the office as a standardised ISO-XML file using the CCI 1200 terminal. Likewise, you can send jobs wirelessly from your farm management system to the CCI 1200 terminal in the tractor. You no longer need a USB drive for data transfer. Even a machine fleet from a variety of manufacturers poses no problem for data transfer via agrirouter, provided the respective manufacturer is a member of the agrirouter consortium.

More information can be found at www.my-agrirouter.com

Accessories



POWER CONTROL

**EXPERT 75
CCI 1200
CCI ISOBUS**

**Additional tracking
roller
for pick-up**

**Hydraulic automatic
loading flap**



**TWIN BLADE
reversible knives**

EUROPROFI 4510 L COMBLINE	<input type="checkbox"/>	<input type="checkbox"/>	<input type="checkbox"/>	<input type="checkbox"/>	<input type="checkbox"/>
EUROPROFI 4510 D COMBLINE	<input type="checkbox"/>	<input type="checkbox"/>	<input type="checkbox"/>	<input type="checkbox"/>	<input type="checkbox"/>
EUROPROFI 5010 L COMBLINE	<input type="checkbox"/>	<input type="checkbox"/>	<input type="checkbox"/>	<input type="checkbox"/>	<input type="checkbox"/>
EUROPROFI 5010 D COMBLINE	<input type="checkbox"/>	<input type="checkbox"/>	<input type="checkbox"/>	<input type="checkbox"/>	<input type="checkbox"/>
EUROPROFI 5510 L COMBLINE	<input type="checkbox"/>	<input type="checkbox"/>	<input type="checkbox"/>	<input type="checkbox"/>	<input type="checkbox"/>
EUROPROFI 5510 D COMBLINE	<input type="checkbox"/>	<input type="checkbox"/>	<input type="checkbox"/>	<input type="checkbox"/>	<input type="checkbox"/>

More equipment options

- Drawbar amber
- Automatic high and low drawbar positions for transport and loading (with POWER CONTROL).
- Loading torque sensing
- Pick-up with hydraulic weight alleviation
- Two-speed scraper floor drive
- Rear switch for scraper floor
- Third beater rotor
- Cross conveyor belt
- Roof ropes with rear tarpaulin
- Access door with ladder
- Mechanical controlled steering
- Electronic controlled steering
- Trailed axles with intelligent steered axle lock
- Load sensing
- CCI 1200 ISOBUS terminal in cab
- H3 floodlight inside loading chamber
- LED floodlights on front panel and mudguards
- LED package (loading chamber, tailgate, pick-up, knife bank with POWER CONTROL).
- Video system with monitor and one or two cameras
- Flashing beacon
- Demarcation lights
- Hydraulic brakes

Often ordered together.



Folding rotor duct cover

2-speed motor for scraper floor

Low drawbar 2/3 t

Parabolic spring chassis 16 t

Parabolic spring chassis 18 t

Trailed axles

<input type="checkbox"/>	<input type="checkbox"/>	<input type="checkbox"/>	<input type="checkbox"/>	<input type="checkbox"/>	<input type="checkbox"/>
<input type="checkbox"/>	<input type="checkbox"/>	<input type="checkbox"/>	<input type="checkbox"/>	<input type="checkbox"/>	<input type="checkbox"/>
<input type="checkbox"/>	<input type="checkbox"/>	<input type="checkbox"/>	<input type="checkbox"/>	<input type="checkbox"/>	<input type="checkbox"/>
<input type="checkbox"/>	<input type="checkbox"/>	<input type="checkbox"/>	<input type="checkbox"/>	<input type="checkbox"/>	<input type="checkbox"/>
<input type="checkbox"/>	<input type="checkbox"/>	<input type="checkbox"/>	<input type="checkbox"/>	<input type="checkbox"/>	<input type="checkbox"/>
<input type="checkbox"/>	<input type="checkbox"/>	<input type="checkbox"/>	<input type="checkbox"/>	<input type="checkbox"/>	<input type="checkbox"/>

Configure your own machine.

■ = Standard, □ = Optional

Technical data

EUROPROFI L COMBILINE	Load capacity DIN volume Volume DIN with roof ropes	Pick-up Intake width	Knives knife spacing	Loading area length/width
4510 L COMBILINE	45 m ³ 26 m ³ 27.5 m ³	1.85 m	35 pcs 39 mm	5.68/2.10 m
5010 L COMBILINE	50 m ³ 29 m ³ 30.5 m ³	1.85 m	35 pcs 39 mm	6.36/2.10 m
5510 L COMBILINE	55 m ³ 32 m ³ 34 m ³	1.85 m	35 pcs 39 mm	7.04/2.10 m

EUROPROFI D COMBILINE	Load capacity DIN volume Volume DIN with roof ropes	Pick-up Intake width	Knives knife spacing	Loading area length/width
4510 D COMBILINE	45 m ³ 25 m ³ 26.5 m ³	1.85 m	35 pcs 39 mm	5.42/2.10 m
5010 D COMBILINE	50 m ³ 28 m ³ 30 m ³	1.85 m	35 pcs 39 mm	6.10/2.10 m
5510 D COMBILINE	55 m ³ 31 m ³ 33 m ³	1.85 m	35 pcs 39 mm	6.79/2.10 m

EUROPROFI COMBILINE

External dimensions length/width	Overall height Overall height with roof ropes	Standard unladen weight	Permissible total weight	Maximum total weight
8.44/2.51 m	3.55 m 3.875 m	6.65 t	15 t	18 t
9.12/2.67 m	3.55 m 3.875 m	7.15 t	18 t	21 t
9.81/2.67 m	3.55 m 3.875 m	7.35 t	18 t	21 t

External dimensions length/width	Overall height Overall height with roof ropes	Standard unladen weight	Permissible total weight	Maximum total weight
8.92/2.51 m	3.55 m 3.875 m	7.15 t	15 t	18 t
9.61/2.67 m	3.55 m 3.875 m	7.65 t	18 t	21 t
10.28/2.67 m	3.55 m 3.875 m	7.85 t	18 t	21 t



MyPÖTTINGER – it's easy. Anytime. Anywhere.

Benefit from numerous advantages

MyPÖTTINGER is our customer portal that provides you with key information about your PÖTTINGER machines.

Get specific information and useful tips on your PÖTTINGER machines in "My machines". And find out more about the PÖTTINGER product range.

My machines

Add your PÖTTINGER machinery to "My machines" and assign a name. You will receive valuable information such as: useful tips on your machine, operating instructions, spare parts lists, maintenance information, as well as all the technical details and documentation.

Info on the product range

MyPÖTTINGER provides you with machine-specific information for all machines built starting 1997.

Scan the QR code on the machine's data plate with a smartphone or tablet or go to www.mypoettinger.com and enter the machine number from the comfort of your own home. You will immediately receive all the information on your machine, such as: instruction manuals, equipment options information, brochures, photos and videos.

ORIGINAL PARTS



CLASSIC

DURASTAR

DURASTAR PLUS

Rely on the original

PÖTTINGER Original Parts meet the highest demands in terms of functionality, reliability and performance. These are characteristics that PÖTTINGER is committed to delivering.

That is why we manufacture PÖTTINGER Original Parts from the highest quality materials. We ideally match each individual spare part and wear part to your machinery's overall system. This is because different soil and operating conditions often need to be taken into consideration.

We have been listening to our customers and now offer three different lines - CLASSIC, DURASTAR and DURASTAR PLUS - to make sure you have the right part to meet every requirement. Original parts are worth every cent, because know-how cannot be copied.

Your advantages

- Immediate and long-term availability.
- Maximum durability thanks to innovative production processes and the use of the highest quality materials.
- Avoidance of malfunctions due to a perfect fit.
- The best working results thanks to optimum match to the overall system of the machine.
- Save time and costs thanks to longer replacement intervals on wear parts.
- Comprehensive quality testing.
- Ongoing advancement through research and development.
- Worldwide spare parts supply.
- Attractive, competitive prices for all spare parts.

Wear parts

The CLASSIC line is for standard duty applications. With these ORIGINAL INSIDE parts we have defined the benchmark for quality, best price/performance ratio and reliability.

DURASTAR is the innovation on the wear components market - durable, high quality, productive and reliable.

Are you used to putting your machines to work in the most extreme conditions? Then the DURASTAR PLUS line is the right choice for you.



More Success with PÖTTINGER

- A family-owned company since 1871
Your reliable partner
- Specialist for arable and grassland
- Future-safe innovation for outstanding working results
- Roots in Austria - at home throughout the world

Harvest quality

- The highest quality forage thanks to forage conserving technology
- The best quality silage thanks to a high output chopping system
- Efficient operation thanks to a modern driveline concept
- High profitability thanks to multiple roles and perfect silage making

Ask for more information:

PÖTTINGER Landtechnik GmbH

Industriegelände 1
4710 Grieskirchen
Austria
Phone +43 7248 600-0
info@poettinger.at
www.poettinger.at

Alois PÖTTINGER UK Ltd.

15 St Marks Road, Corby
Northamptonshire,
NN18 8AN
United Kingdom
Phone + 44 1536 272 220
info@pottinger.uk
www.pottinger.uk

POETTINGER Canada Inc.

460 Rue Robinson Sud
Granby, QC, J2G 7N6
Canada
Phone +1 450 372 5595
Fax +1 866 417 1683
info@poettinger.ca
www.poettinger.ca

POETTINGER US, Inc.

393 Pilot Drive
Valparaiso, IN 46383
USA
Phone +1 219 510 5534
Fax + 1 219 707 5412
info@poettinger.us
www.poettinger.us

PÖTTINGER Australia PTY LTD

11 Efficient Drive
Truganina VIC 3029
Australia
Phone +61 3 8353 2770
info@poettinger.com.au
www.poettinger.com.au

POETTINGER Ireland Ltd.

Glenaleamy, Powerstown Road,
Clonmel, Co. Tipperary
Ireland
Phone +353 52 6125766
info@poettinger.ie
www.poettinger.ie

Importer for New Zealand:

Origin Agroup
PO Box 673, 57 Hautapu Road
Cambridge
New Zealand
Phone +64 7 823 7582
info@originagroup.co.nz
www.originagroup.co.nz

Importer for South Africa:

VALTRAC
Cnr. Water & Buiten Street
9585 Parys
South Africa
Phone +27 56 817 7338 7308
wynn@valtrac.co.za
www.valtrac.co.za