

Mounted, trailed
and trailed high output tedders
HIT / HIT T

 **PÖTTINGER**

The neatest spread pattern



The neatest spread pattern



HIT / HIT T

Mounted, trailed and trailed high output tedders

Our field-proven rotary tedders handle your crops carefully without dirt ingress. Perfect ground tracking and the unique steep terrain capability of PÖTTINGER tedders ensure clean forage harvesting. High manufacturing quality guarantees a long service life.

Contents

The best forage	4-7
Durability	8-9
Mounted tedders	10-23
HIT 4.47, 4.54 four-rotor tedders	14-15
HIT 6.61, 6.69, 6.80 six-rotor tedders	16-19
HIT 8.81, 8.91 eight-rotor tedders	20-23
Trailed tedders	24-27
HIT 4.54 T, 6.80 T, 8.91 T	26-27
Trailed high output tedders	28-35
HIT 8.9 T, 10.11 T, 12.14 T, 16,18 T	36-37
Accessories / Technical data	36-47
Accessories	36-37
HIT working widths	38-39
Technical data	40-41
MyPÖTTINGER / ORIGINAL PARTS	42-43



All information on technical data, dimensions, weights, output, etc. and the images shown, are approximate and are not binding. The machines shown do not feature country-specific equipment and may include equipment that is not supplied as standard, or is not available in all regions. Your PÖTTINGER dealership would be pleased to provide you with more information.



The best forage quality is the basis for your success

High yield dairy cattle need high quality base forage with the optimum structure. This is readily consumed by the animals in sufficient quantities. That is the best way to prepare the rumen to process the forage as productively as possible. Improving base forage quality reduces dependence on concentrates and promotes animal health, both of which lower your costs. Healthy cattle express their gratitude with better fertility, by producing milk for longer, more decisively and with higher yields. The bottom line is that you benefit from clean, high quality forage with more profits from your dairy business.

Clean forage

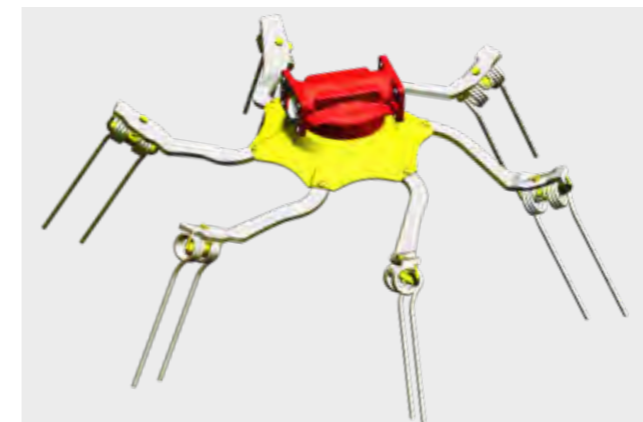
Clean forage packed with energy is the prerequisite for healthy, high yield livestock. Choose PÖTTINGER and optimise your forage quality. Our HIT tedders are designed to treat your forage carefully and work extremely tidily. The best ground tracking enables you to conserve the forage whilst you work without dirt ingress, even on steep terrain.

Unique ground tracking

Ground tracking and forage protection are the key objectives of PÖTTINGER rotary tedders. Our mounted and trailed tedders feature jockey wheels located close to the tine arc to react to any bumps. The tines do not touch the ground. The result: Clean forage, lower raw ash content and improved livestock health. In addition, wear to the tines is reduced considerably.


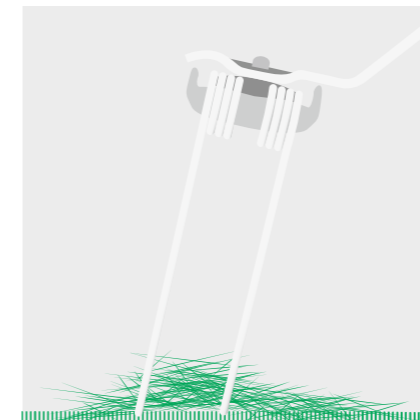
The best prerequisites for your success

As a farmer, you ensure a balanced composition of your basic ration all year round. You choose the optimum time for each cut so that you harvest your crop at the right stage of development. The aim is to get the lowest possible raw ash content and a high level of crude protein and energy. These nutrients need to be retained during tedding as well. We help you to achieve this with our HIT tedders that feature innovative technology and years of experience.



Four times cleaner with DYNATECH

- **Crop take-up** - small diameter rotors guarantee tidy pick-up
- **Forage** - optimum ground tracking of each rotor ensure clean forage
- **Spread pattern** - ideal spreading angle for a uniform blanket of clean forage
- **Machine** - no snagging thanks to the swept design of the rotor units



Conserving the sward

An intact sward is the prerequisite for a full cover, weed-free plant stock in your meadow. PÖTTINGER pays particular attention to this. Especially at headlands there is an increased risk of the outer rotors scraping the ground while the machine is raised. The following four model-specific technical solutions ensure high ground clearance of the tines:

- Pivoting headstock with heart-shaped pivot pin
- LIFTMATIC
- LIFTMATIC PLUS
- HYDROLIFT

The outer tines do not scratch the ground. The sward is conserved and your forage stays clean. This provides optimum conditions for the best possible processing of plants that are rich in energy.

The best spreading quality thanks to swept tine arms

The unique swept-back tine arms guarantee a tidy spread pattern. As a result the tines move in a sweeping action to handle the forage softly. The swept shape of the tine arms prevents forage from building up and wrapping around the rotors. High performance is built in to our mounted and trailed HIT tedders.

Clean forage thanks to offset tine lengths

Offset tine lengths pick up the forage uniformly and contribute significantly to improved tedding quality. Two angles of inclination can be set by turning the mounting through 180°. This guarantees the cleanest forage and optimum working quality in all operating conditions.

Adaptable for clean results

The rotors can be set in five different positions without the need for tools (three settings on HIT 16.18 T). You can adapt the rotors to the forage conditions quickly and easily. A uniform and tidy spread pattern is ensured as a result.

Delighted with DYNATECH

"I use the HIT 10.11 T trailed tedder with a working width of 11 metres. What I really like about this machine is the DYNATECH rotors, they handle the crop very carefully and are easy to adjust. My son Pavel does a great job of running the farm and particularly enjoys working with the HIT; he covered 400 ha with this tedder last season."

Josef Koliba
Czech Republic



- 1 Rugged rotor gearbox units
- 2 The pressed rotor dishes provide precision placement for the tine arms
- 3 Backlash-free drive joints
- 4 Tine security system

Reliable and durable

Our HIT tedders work with precision and at the same time are very smooth running. This is thanks due to backlash free drive joints.

The maintenance free PTO shafts and constant velocity joints ensure that the tines are precisely spaced to pick up and spread the forage perfectly uniformly. Wear remains low.

The joints can be rotated in every position, eliminating the possibility of operator error. High manufacturing quality guarantees a long service life.

HEAVY DUTY tines

More safety

- The bolted mounting ensures a secure fit
- A tine security system is standard which covers all eventualities

Tines with a longer service life

- An arched mounting supports the tine springs
- Plenty of space between the tine springs and the tine arms allows for the best elasticity and movement
- Strong Super-C quality tines

For a long life

Rugged rotor gearbox units

- Large gears and bearings ensure smooth operation.
- The closed angular gearboxes are equipped with a greasing system
- No oil leaks possible
- The joints are mounted on a splined shaft

Strong rotor unit

The rotor dishes are made of heavy-duty, thick-walled pressed components with precise placement for the tine arms. In addition, the tine arms are also bolted to the rotor hubs to ensure an extremely secure mounting.

The tines and tine arms are subject to the highest stress during tedding. The solid tine arms are made of flat bar with press-fitted holes. These ensure that the tines are held in place securely.

Backlash-free drive joints

Sealed single and double constant velocity joints ensure consistent, smooth, backlash-free drive to the rotors. This ensures that the tines pick up the crop precisely and produce an even spread. At the same time, they can be rotated in any position, eliminating the possibility of operator errors.


Double clevis frame hinges provide each rotor with the freedom of movement for perfect ground tracking. Fitted with plain bushes, which are easy to grease.

Automotive paintwork quality

Once thoroughly cleaned, the powder coating process guarantee elasticity and durability. Featuring eye-catching colours and a modern design, you are guaranteed to enjoy working with these machines that retain their value.

Mounted tedder





Unique ground tracking

The proven PÖTTINGER MULTITAST jockey wheel system keeps your forage clean and conserves the sward. The optional jockey wheel on the pivoting headstock tracks the ground immediately in front of the tine path and responds to each undulation. You are now able to drive faster and can achieve a higher output as a result. The sward is protected and the tines last much longer. The additional jockey wheel is especially recommended for working on slopes.

- The top link connects to the slotted hole on the headstock
- The height can be adjusted without the need for tools
- Once set, the working height does not have to be re-adjusted again. This is an advantage if the machine is frequently attached and detached from the tractor or if there is a change of drivers

Runs smoothly and protects the soil

The large 16 x 6.5-8 flotation tyres on each rotor ensure smooth running and protect the sward, even over soft and bumpy ground. Each wheel can be fitted with a cover which also serves as an anti-wrap guard.

Improved load capacity thanks to larger tyres

On all HIT tedders from eight rotors upwards, the two inner rotors are fitted with 16 x 9.50-8 flotation tyres. This improves weight distribution during operation and conserves the soil.

Very short headstock with stabiliser struts

HIT tedders are especially noticeable for their short headstock. Consequently, the centre of gravity is moved closer to the tractor. The pivoting headstock with a heart-shaped pivot pin brings the machine into the centre position when it is raised. The vertical point of rotation reliably prevents under-running when working downhill and guarantees high lifting clearance at the headland. Two double-acting stabiliser struts ensure the best possible centering so that the machine runs smoothly at the same inclination as the tractor. You will notice the benefit of this system, especially when working on slopes.

Equipped for all operating conditions

- Tedders with pivoting headstocks follow in the tractor's tracks without swivelling out
- The pivoting headstock with a heart-shaped pivot pin brings the machine into the centre position when it is raised
- A slotted hole is provided for operation with a jockey wheel and rigid top link
- The transport interlock enhances safety on the road



The compact advantage

The highest requirements of small to medium-sized farms are met in full by our 4-rotor tedders. Designed for all forage types, these machines provide you with optimum spreading quality and perfect crop take-up.

These tedders offer working widths (DIN) of 4.40 m and 5.20 m they feature a highly compact construction and are ideal for working on slopes. Six tine arms per rotor guarantee an optimum spread pattern in all forage conditions.



Fenceline tedding – easy and convenient

Actively setting the wheels at an angle causes the tedder to run diagonally so the forage is directed onto the mown area. Neighbouring crops remain untouched because the wheels can be set to the left or right. Fenceline tedding can be activated in any driving direction.

Mechanical version

- The wheels on all four rotors are set individually by hand
- It is possible to select one of three lever positions

The most cost-effective version

If you do not require a fenceline tedding system, the wheels are mounted securely to the rotor casing as standard using roll pins.

Safe transport

The hydraulic rotor folding system provides convenient operation from the tractor seat. In the transport position, the rotors can be rotated inwards to ensure safe transport and space-saving parking. The raised rotors are tilted close to the tractor, this provides an optimum centre of gravity. This provides an optimum centre of gravity. The transport interlock on the top link slot and the optional stabiliser struts guarantee safe road transport. Warning signs and road lights are standard.

Six-rotor mounted tedder


HIT 6.61, 6.69, 6.80



Clean forage and convenient operation

The tedder series with six rotors is for farmers who value high specifications and ease of use. These six-rotor machines provide excellent ground tracking, the best crop take-up and a uniform spread pattern.

Working widths of (DIN) 5.75 m / 6.45 m / 7.45 m offer high outputs.



Excellent ground tracking

The small rotor diameter of 1.30 m on the HIT 6.61 guarantees exceptional ground tracking, perfect crop take-up and a uniform spread pattern.



Stabiliser struts

PÖTTINGER's six-rotor tedders are fitted as standard with double-acting stabiliser struts. These ensure the machine is always centred. In addition to stabilising the machine during road transport, they are especially important on slopes. The struts also guarantee the machine runs smoothly even at high working speeds.




Compact and safe during transport

In the transport position, the raised rotors are tilted very close to the tractor. This ensures a favourable centre of gravity and safe road transport. The HIT 6.61 has a particularly compact configuration during transport with a width of just 2.55 m. As a result you can drive safely along narrow roads and through narrow entrances. The hydraulic rotor folding system provides convenient operation from the tractor seat. Warning signs and road lights are standard.

Six-rotor mounted tedder

HIT 6.61, 6.69, 6.80



Conserving the sward at the headland

Pivoting headstock with heart-shaped pivot pin

The pivoting headstock with heart-shaped pivot pin automatically brings the machine into the centre position once raised, this prevents the machine from oscillating. The two stabiliser struts on the headstock also hold the machine in the central position when it is raised. The outer rotors do not scratch the ground and your forage stays clean.



When raising the machine at headlands it is important to ensure the tines run at a sufficient distance from the ground, especially on small tractors. To help this there are two different HIT systems available as options on the six-rotor mounted HIT tedder range.

LIFTMATIC

- 1 The optional LIFTMATIC valve on the headstock automatically locks the outer rotors when raised at the headland by interrupting the flow of oil. This guarantees high ground clearance.

HYDROLIFT

- 2 With the optional HYDROLIFT system, the outer pairs of rotors are actively raised into an interlock position by briefly actuating the spool valve. This system achieves an impressive ground clearance height.



Fenceline tedding – easy and convenient

Actively setting the wheels at an angle causes the tedder to run diagonally so the forage is directed onto the mown area, this ensures the neighbouring crops remain untouched. Because the wheels can be set to the left or right, fenceline tedding can be activated in any driving direction.

This can also be used to prevent the tedder drifting downhill when working across really steep slopes.

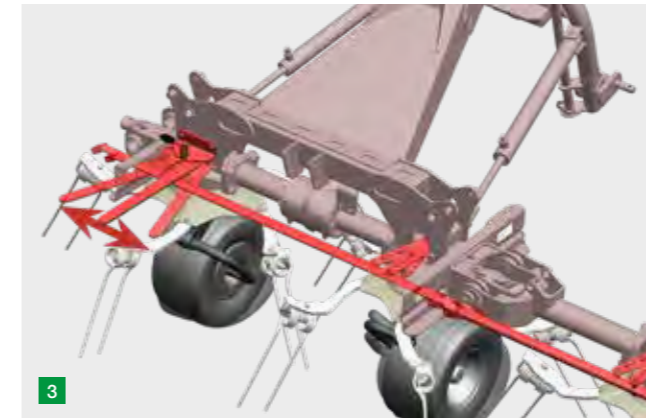
On the HIT 6.61 / HIT 6.69 / HIT 6.80 the fenceline tedding system can be actuated either mechanically or hydraulically.

Mechanical fenceline tedding system

- 3 The angle is adjusted using a lever on each wheel.

Hydraulic fenceline tedding system

- 4 Using the hydraulic fencelines tedding system, all the wheels can be adjusted conveniently from the tractor seat to steer left, centre or right. The double-acting hydraulic cylinder guarantees excellent reliability, especially on steep ground. The wheel position indicator is clearly visible from the driver's seat.



The most cost-effective version


If you do not require a fenceline tedding system, the wheels are mounted securely to the rotor casing as standard using roll pins.



To meet the most demanding specifications

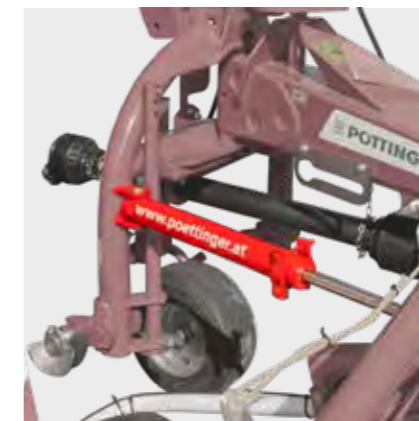
We meet the highest specifications in the professional sector with these eight rotor machines. You will be impressed by how convenient they are to operate. The ideal tedder for your mower with a working width of 3 m.

Working widths of (DIN) 7.70 m / 8.60m offer high outputs. The small rotor diameter of 1.30 m on the HIT 8.81 guarantees exceptional ground tracking, perfect crop take-up and a uniform spread pattern.



Soil conservation thanks to large tyres

The two inner rotors on the HIT 8.81 and HIT 8.91 are fitted with 16 x 9.50-8 flotation tyres. This improves weight distribution during operation and conserves the soil.



Stabiliser struts

PÖTTINGER's eight-rotor tedders are fitted as standard with double-acting stabiliser struts. These achieve a particularly high centring force and thus ensure smooth running of the machine. In addition to stabilising the machine during road transport, they are especially important on slopes.



Wide during operation compact during transport

The outer rotors on the eight-rotor tedders are pivoted through 180° during transport. A power coupling is fitted to the driveshaft at this point so that the rotors can turn freely in the transport position.

- Low transport height
- Warning signs and road lights are standard
- Can be parked in the transport position
- The parking height is just 2.87 m / 3.26 m, so these tedders easily fit into the machinery barn



Conserving the sward at the headland

Pivoting headstock with heart-shaped pivot pin


The pivoting headstock with heart-shaped pivot pin automatically brings the machine into the centre position once raised, this prevents the machine from oscillating. The two double-acting stabiliser struts on the headstock help hold the machine in the central position when raised. The outer rotors do not scratch the ground and your forage stays clean.

HYDROLIFT for use with small tractors

The HYDROLIFT system is available as an option for the eight-rotor mounted HIT tedder, this enables the tines to keep sufficient distance from the ground at the headlands. The HYDROLIFT system raises the outer pairs of rotors into an interlock position when you briefly actuate the spool valve. This system achieves impressive ground clearance.

The two double-acting stabiliser struts on the headstock and the heart-shaped pivot pin also hold the machine in the central position when it is raised.

The outer rotors do not scratch the ground and your forage stays clean.




Fenceline tedding – easy and convenient

Actively setting the wheels at an angle causes the tedder to run diagonally so the forage is directed onto the mown area. Neighbouring crops remain untouched because the wheels can be set to the left or right. Fenceline tedding can be activated in any driving direction.

This can also be used to prevent the tedder drifting downhill when working across really steep slopes.

On the HIT 8.81 / HIT 8.91 the fenceline tedding system can be actuated either mechanically or hydraulically.



Mechanical fenceline tedding system

1 The angle is adjusted using a lever on each wheel.

Hydraulic fenceline tedding system

2 Using the hydraulic fencelines tedding system, all the wheels can be adjusted conveniently from the tractor seat to steer left, centre or right. The double-acting hydraulic cylinder guarantees excellent reliability, especially on steep ground. The wheel position indicator is clearly visible from the driver's seat.

The most cost-effective version

If you do not require a fenceline tedding system, the wheels are mounted securely to the rotor casing as standard using roll pins.



Uniform spread pattern

The small rotor diameter of 1.30 m on the HIT 8.81 guarantees exceptional ground tracking, perfect crop take-up and a uniform spread pattern.



Trailed tedders

HIT 4.54 T, 6.80 T, 8.91 T



High performance with small tractors

With the trailed configuration, high outputs are possible even with small tractors. The trailed tedders offer working widths (DIN) of 5.20 m / 7.85 m / 8.60 m without the need for lifting power.

HIT 4.54 T – four rotor tedder

The HIT 4.54 T does not require an additional chassis. At the headland and during transport, the rotors are raised by a hydraulic cylinder inside the drawbar.

Fenceline spreading system

Actively setting the wheels at an angle causes the tedder to run diagonally so the forage is directed onto the mown area. Neighbouring crops remain untouched because the wheels can be set to the left or right. Fenceline tedding can be activated in any driving direction. All wheels are pivoted by hand for fenceline tedding.

If you do not require a fenceline tedding system, the wheels are mounted securely to the rotor casing as standard using roll pins.

HIT 6.80 T – six rotor tedder

The HIT 6.80 T is equipped with an additional chassis that runs behind the machine during operation in the field. The chassis lifts the machine clear of the ground at headlands and in the transport position.

Straightforward operation

Our six-rotor tedders are easy to operate hydraulically.

HYDROLIFT

HYDROLIFT is fitted as standard. The outer pair of rotors are raised to the limit stops during turning, while the transport chassis lifts the tedder clear of the ground.

Fenceline tedding system

A hydraulic fenceline tedding system is also available. All the wheels can be adjusted conveniently from the tractor seat by a double-acting hydraulic cylinder into the positions left, centre and right. The wheel position indicator is clearly visible from the driver's seat.

If you do not require a fenceline tedding system, the wheels are mounted securely to the rotor casing as standard using roll pins.

HIT 8.91 T – eight rotor tedder

The trailed tedder with eight rotors for high performance with small tractors.

The HIT 8.91 T is equipped with a chassis that folds up over the rotors during operation in the field. The chassis lifts the machine clear of the ground in the transport position.

Compact and safe during transport

The tedder is attached to the lower linkages of the tractor by a robust yoke to provide stability during transport. The wide chassis is fitted with 260/70-15.3 tyres. During operation, the chassis is folded hydraulically over the rotors.

Convenient operation

The whole machine can be operated using one double-acting connection. Sequential stepping valves control all the functions one after the other in the right order.

MULTITAST double jockey wheel

Ground tracking and forage protection are the key objectives of the trailed HIT 8.91 T. An optional double jockey wheel on the drawbar tracks the ground immediately in front of the tine path to guide the rotors over the contours.

Soil conservation thanks to large tyres

The two inner rotors on the HIT 8.81 and HIT 8.91 are fitted with 16 x 9.50-8 flotation tyres. This improves weight distribution during operation.

Fenceline tedding system

A hydraulic fenceline tedding system is also available. All the wheels can be adjusted conveniently from the tractor seat by a double-acting hydraulic cylinder into the positions left, centre and right. The wheel position indicator is clearly visible from the driver's seat.

If you do not require a fenceline tedding system, the wheels are mounted securely to the rotor casing as standard using roll pins.





The best ground tracking and maximum output

Feedback from the field has shown an increasing demand for tedders for large areas. At the same time, farmers want the quality of the basic ration to be further improved. With these trailed HIT T tedders, we at PÖTTINGER combine high output with intelligent technology. Strength, reliability and high functionality, teamed with perfect ground tracking and neat spreading quality are what make the HIT T models stand out.

The working widths of 8.60 m / 10.60 m / 12.70 m / 17.00 m guarantee high output.



Maximum output with the best spreading quality

To harvest top quality forage in large fields within the shortest time, high performance tedders are needed to follow high output mowers. The best spreading quality at maximum output is guaranteed by an ideal rotor diameter of just 1.42 m. That is how you achieve the best forage quality even at the highest output.

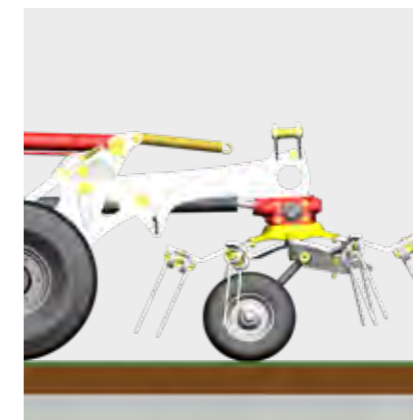
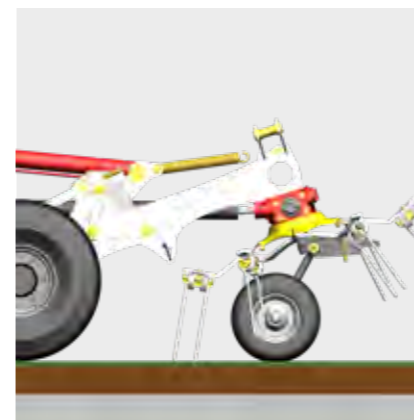
Convenient operation thanks to ingenious technology

Our HIT T high output tedders feature ingenious lifting geometry. This means you can raise the tedder into the headland position quickly and easily. This enables you to drive over swaths without destroying them. Even reversing is no problem.



Straightforward rotor height adjustment

One hand crank enables the height to be adjusted from a central point. Easy access makes it effortless to perform this important adjustment and saves you time. Rapid and accurate rotor height adjustment protects your soil and the forage.



Best ground tracking even with wide working widths

On the large trailed tedders with 8, 10, 12 and 16 rotors, the big chassis wheels are aligned just in front of the tine path to ensure precise ground tracking of the rotors. To achieve perfect ground tracking, each rotor unit frame is connected to a hinge allowing them to contour easily. This ensures consistent crop take-up even on rough ground.

Combined with the chassis guiding the rotors, HIT T high output tedders guarantee a perfect job even at higher working speeds.

The transport wheels on the chassis also serve as jockey wheels, combined with an ideal rotor diameter this guarantee the best ground tracking.

The frame and chassis do not put any load on the rotors. As a result the weight is evenly distributed to all rotor tyres. The two innermost rotors are equipped with 16 x 9.50-8 flotation tyres. This improves weight distribution during operation.

LIFTMATIC PLUS

Clean forage is the highest priority in the harvest chain and results in higher milk and livestock yields. You will be impressed with the advanced lifting technology on the HIT T – LIFTMATIC PLUS. This efficiently prevents forage contamination.

Ingenious lifting technology

Before being raised, the rotors are positioned horizontally by a guide system and then lifted. This ensures that the tines do not scrape against the ground.

Unique headland position

HIT T high output tedders feature a high headland position with a ground clearance of 90 cm. The forage remains clean and the sward is protected.



Trailed high output tedders


HIT 8.9 T, 10.11 T, 12.14 T, 16.18 T



Top quality fenceline tedding system

The two rotors on the outer right-hand side can be folded backwards hydraulically by 15°. The two diagonal rotors distribute the forage over the mown area without forming a ridge, unlike swath curtains.

- The result is a strip of cleared field bordering the neighbouring crop.
- This adjustment is made conveniently from the driver's seat using a double-acting hydraulic cylinder.



Compact and safe during transport

Hydraulic functions only require one single-acting and one double-acting remote on the tractor. The well thought-out step sequence controlled by the valves enables the machine to be folded conveniently from the working to the transport position.

The side guard folds in and out automatically.

A large main frame with a strong rotor support and low-slung centre of gravity make it possible to transport the machine at high speeds on roads without swaying. This is also helped by the large tyres:

- 260 / 70-15.3: standard on the HIT 8.9 T, 10.11 T and 12.14 T
- 380 / 55-17: standard on the HIT 16.18 T

Warning signs and road lights are standard.

Rugged construction for long service life

As a supporting element, the front guard rail also increases strength. Each rotor unit frame is connected to a wide frame hinge for perfect ground tracking.

Backlash-free drive joints

Sealed single and double constant velocity joints ensure consistent, smooth, backlash-free drive to the rotors. This ensures that the tines pick up the crop at a precise frequency and distribute it evenly. The outer rotors are pivoted through 180° during transport. A power coupling is fitted to the driveshaft at this point so that the rotors can turn freely in the transport position.

Choice of drawbars

Universal drawbar for high or low attachment

The advantages of the trailed PÖTTINGER tedder generation starts with the drawbar.

The bolted universal drawbar can be rotated 180° to match high or low linkages. A range of towing eyes and ball couplings are also available.

This drawbar is the standard version and is characterised by its smooth running on the road.

Lower linkage mounting

A lower linkage mounting is available as an option to provide a really tight turning angle. The machine follows in the tractor's tracks even better because the attachment point is located further back.

This version is available as an option for the HIT 8.9 T, 10.11 T and 12.14 T. With this version, the weight of the machine is sufficient to provide enough drawbar load on the lower linkage even in the headland position.

Three-point hitch

The optional three-point hitch for the HIT 16.18 T provides the maximum turning angle. The tedder follows in the tractor's tracks even better because the attachment point is located further back. The integrated tension springs provide enough drawbar load on the lower linkage even in the headland position. This ensures a safe and convenient turning sequence. To detach from the tractor, simply release the tension spring using the tractor's hydraulic top link.



Tyres 16 x 9.50-8 inner rotor **Jockey wheel T 16"** **Mechanical fenceline system** **Hydraulic fenceline system**

HIT 4.47	-	<input type="checkbox"/>	<input type="checkbox"/>	-
HIT 4.54	-	<input type="checkbox"/>	<input type="checkbox"/>	-
HIT 6.61	-	<input type="checkbox"/>	<input type="checkbox"/>	<input type="checkbox"/>
HIT 6.69	-	<input type="checkbox"/>	<input type="checkbox"/>	<input type="checkbox"/>
HIT 6.80	-	<input type="checkbox"/>	<input type="checkbox"/>	<input type="checkbox"/>
HIT 8.81	■	<input type="checkbox"/>	<input type="checkbox"/>	<input type="checkbox"/>
HIT 8.91	■	<input type="checkbox"/>	<input type="checkbox"/>	<input type="checkbox"/>



HIT 4.54 T	■	<input type="checkbox"/>	<input type="checkbox"/>	-
HIT 6.80 T	-	<input type="checkbox"/>	-	<input type="checkbox"/>
HIT 8.91 T	■	<input type="checkbox"/>	-	<input type="checkbox"/>




Optional transport tyres **Hydraulic fenceline system** **Lower linkage mounting** **Three-point mounting**

HIT 8.9 T	340 / 55-16	<input type="checkbox"/>	<input type="checkbox"/>	-
HIT 10.11T	340 / 55-16	<input type="checkbox"/>	<input type="checkbox"/>	-
HIT 12.14 T	340 / 55-16	<input type="checkbox"/>	<input type="checkbox"/>	-
HIT 16.18 T	480 / 45-17 and 500 / 50-17	<input type="checkbox"/>	-	<input type="checkbox"/>

Additional HIT T equipment options

- 50 mm towing eye / 50 mm swivel towing eye
- ball coupling 80 mm



LIFTMATIC **HYDROLIFT** **Night-raking gearbox** **Spare wheel 16 x 6.5-8** **Anti-wrap guard**

-	-	<input type="checkbox"/>	<input type="checkbox"/>	<input type="checkbox"/>
-	-	<input type="checkbox"/>	<input type="checkbox"/>	<input type="checkbox"/>
<input type="checkbox"/>	<input type="checkbox"/>	<input type="checkbox"/>	<input type="checkbox"/>	<input type="checkbox"/>
<input type="checkbox"/>	<input type="checkbox"/>	<input type="checkbox"/>	<input type="checkbox"/>	<input type="checkbox"/>
<input type="checkbox"/>	<input type="checkbox"/>	<input type="checkbox"/>	<input type="checkbox"/>	<input type="checkbox"/>
-	<input type="checkbox"/>	<input type="checkbox"/>	<input type="checkbox"/>	<input type="checkbox"/>
-	<input type="checkbox"/>	<input type="checkbox"/>	<input type="checkbox"/>	<input type="checkbox"/>

-	-	<input type="checkbox"/>	<input type="checkbox"/>	<input type="checkbox"/>
-	-	<input type="checkbox"/>	<input type="checkbox"/>	<input type="checkbox"/>
-	<input type="checkbox"/>	<input type="checkbox"/>	<input type="checkbox"/>	<input type="checkbox"/>



Night swath gearbox **Spare wheel 16 x 6.5-8** **Anti-wrap guard** **Pneumatic brakes**

<input type="checkbox"/>	<input type="checkbox"/>	<input type="checkbox"/>	-
<input type="checkbox"/>	<input type="checkbox"/>	<input type="checkbox"/>	-
<input type="checkbox"/>	<input type="checkbox"/>	<input type="checkbox"/>	-
<input type="checkbox"/>	<input type="checkbox"/>	<input type="checkbox"/>	<input type="checkbox"/>

Configure you own machine.

■ = Standard, □ = Optional

HIT tedders to match any mower

HIT / HIT T Mounted, trailed and trailed high output tedders

Mower width	2.20 m	2.62 m	2.70 m
Mower swath width			
Swathing discs 0 / 2	1.30 / 0.90 m	1.70 / 1.40 m	1.80 / 1.40 m
HIT 4.47			
HIT 4.54 / HIT 4.54 T			
HIT 6.61			
HIT 6.69			
HIT 6.80 / 6.80 T			
HIT 8.81			
HIT 8.91 / 8.91 T / 8.9 T			

Mower width	3.04 m	3.46 m	3.88 m	4.30 m
Mower swath width				
Swathing discs 0 / 2	2.10 / 1.40 m	2.60 / 2.0 m	3.20 / 2.60 m	3.60 / 3.0 m
HIT 4.47				
HIT 4.54 / HIT 4.54 T				
HIT 6.61				
HIT 6.69				
HIT 6.80 / 6.80 T				
HIT 8.81				
HIT 8.91 / 8.91 T / 8.9 T				

Mower width	5.30 m (3.04 + 2.62 m)	5.70 m (3.04 + 3.04 m)	6.20 m (3.04 + 3.46 m)
Mower combination	Front + Rear	Front + Rear	Front + Rear
Mower swath width			
Swathing discs 0 / 2	2.10 + 1.70 m / 1.40 + 1.40 m	2.10 + 2.10 m / 1.40 + 1.70 m	2.10 + 2.50 m / 1.40 + 2.10 m
HIT 4.47			
HIT 4.54 / HIT 4.54 T			
HIT 6.61			
HIT 6.69			
HIT 6.80 / 6.80 T			
HIT 8.81			
HIT 8.91 / 8.91 T / 8.9 T			
HIT 10.11 T			
HIT 12.14 T			

Mower width	6.60 m (3.04 + 3.88 m)	7.0 m (3.04 + 4.30 m)	7.24 m (3.04 x 2.62 m)	8.08 / 8.30 m (3 x 3.04 m)
Mower combination	Front + Rear	Front + Rear	NOVADISC 732	NOVADISC 812 / NOVACAT X8
Mower swath width				
Swathing discs 0 / 2	2.10 + 3.20 m / 1.40 + 2.70 m	2.10 + 3.60 m / 1.40 + 3.0 m	1.70 + 2.10 + 1.70 m 1.50 + 1.40 + 1.50 m	2.10 + 2.10 + 2.10 m 1.70 + 1.40 + 1.70 m
HIT 4.47				
HIT 4.54 / HIT 4.54 T				
HIT 6.61				
HIT 6.69				
HIT 6.80 / 6.80 T				
HIT 8.81				
HIT 8.91 / 8.91 T / 8.9 T				
HIT 10.11 T				
HIT 12.14 T				

Mower width	8.92 m (3.04 + 2 x 3.46 m)	9.10 m / 9.18 m (3.04 + 2 x 3.46 m)	8.80 - 9.56 m (3.04 + 2 x 3.46 m)
Mower combination	NOVADISC 902 / NOVACAT A9	NOVACAT S10 / A9	NOVACAT A10
Mower swath width			
Swathing discs 0 / 2	2.50 + 2.10 + 2.50 m 2.10 + 1.40 + 2.10 m	2.50 + 2.10 + 2.50 m 2.10 + 1.40 + 2.10 m	2.50 + 2.10 + 2.50 m 2.10 + 1.40 + 2.10 m
HIT 6.61			
HIT 6.69			
HIT 6.80 / 6.80 T			
HIT 8.81			
HIT 8.91 / 8.91 T / 8.9 T			
HIT 10.11 T			
HIT 12.14 T			
HIT 16.18 T			

Mower width	9.52 m (3.04 + 2 x 3.46 m)	9.26 - 10 m (3.04 + 2 x 3.46 m)	10.78 m (3.04 m + 2 x 4.30 m)	11.20 m (3.46 m + 2 x 4.30 m)
Mower combination	NOVACAT S10	NOVACAT A10	NOVACAT S12	NOVACAT S12
Mower swath width				
Swathing discs 0 / 2	2.50 + 2.60 + 2.50 m 2.10 + 2.0 + 2.10 m	2.50 + 2.60 + 2.50 m 2.10 + 2.0 + 2.10 m	3.60 + 2.10 + 3.60 m 3.0 + 1.40 + 3.0 m	3.60 + 2.60 + 3.60 m 3.0 + 2.0 + 3.0 m
HIT 6.61				
HIT 6.69				
HIT 6.80 / 6.80 T				
HIT 8.81				
HIT 8.91 / 8.91 T / 8.9 T				
HIT 10.11 T				
HIT 12.14 T				
HIT 16.18 T				

Technical data

HIT / HIT T

Mounted, trailed and trailed high output tedders



Mounted tedder	Width	Working width DIN	Rotors	Rotor diameter
HIT 4.47	4.70 m	4.40 m	4	1.42 m
HIT 4.54	5.40 m	5.20 m	4	1.67 m
HIT 6.61	6.00 m	5.75 m	6	1.30 m
HIT 6.69	6.85 m	6.45 m	6	1.42 m
HIT 6.80	7.85 m	7.45 m	6	1.67 m
HIT 8.81	7.81 m	7.70 m	8	1.30 m
HIT 8.91	8.86 m	8.60 m	8	1.42 m



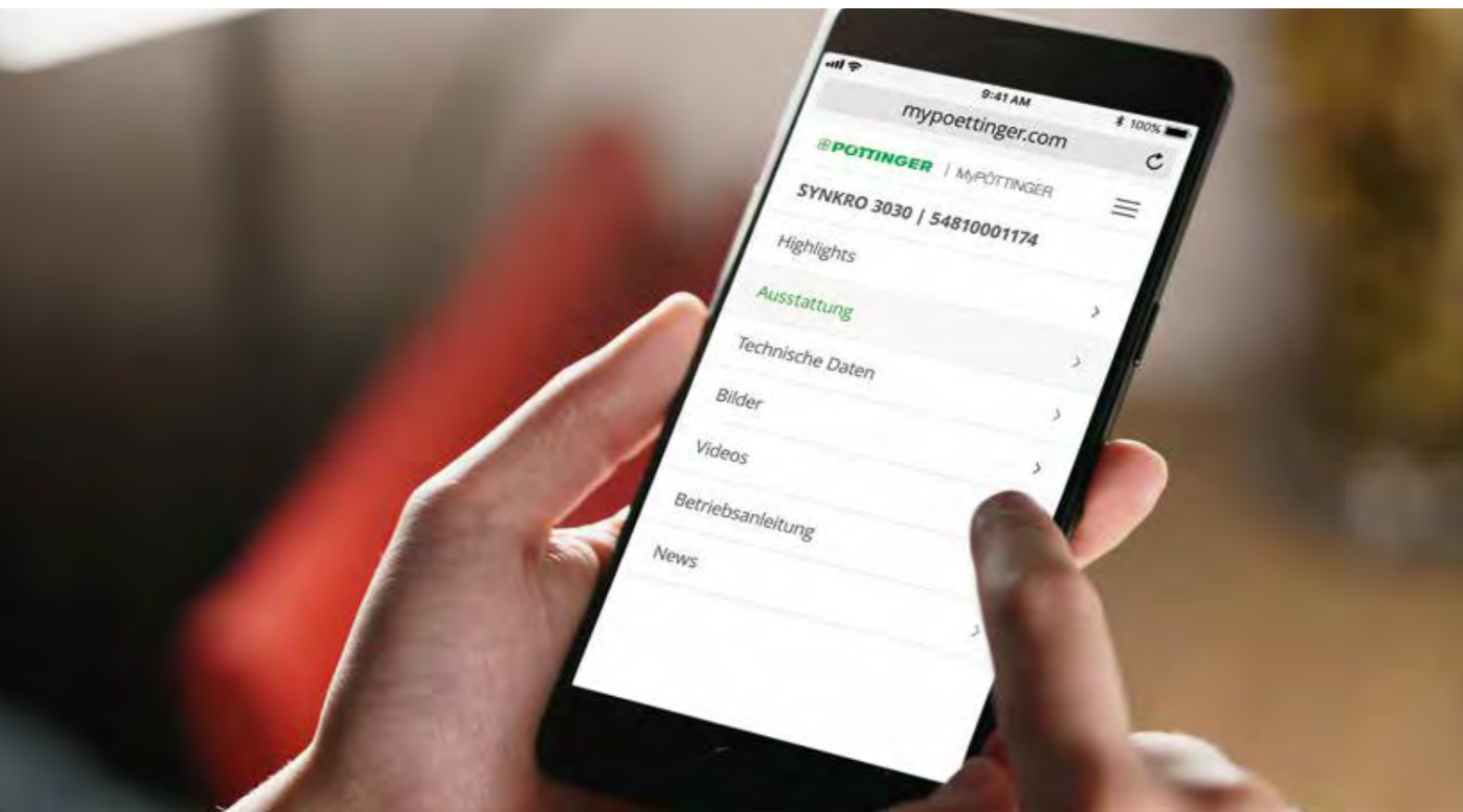
Trailed tedders	Width	Working width DIN	Rotors	Rotor diameter
HIT 4.54 T	5.40 m	5.20 m	4	1.67 m
HIT 6.80 T	7.85 m	7.45 m	6	1.67 m
HIT 8.91 T	8.86 m	8.60 m	8	1.42 m



Trailed high output tedders	Width	Working width DIN	Rotors	Rotor diameter
HIT 8.9 T	8.86 m	8.60 m	8	1.42 m
HIT 10.11 T	11.00 m	10.60 m	10	1.42 m
HIT 12.14 T	13.20 m	12.70 m	12	1.42 m
HIT 16.18 T	17.20 m	17.00 m	16	1.42 m

Tine arms per rotor	Transport width	Parking height	Transport length	Weight
6	2.50 m	2.25 m	-	525 kg
6	2.85 m	2.60 m	-	550 kg
5	2.55 m	2.97 m	-	785 kg
6	3.00 m	3.35 m	-	855 kg
6	3.00 m	3.73 m	-	940 kg
5	2.94 m	2.87 m	-	1090 kg
6	3.00 m	3.26 m	-	1250 kg
6	2.85 m	2.60 m	-	640 kg
6	3.00 m	3.75 m	-	1040 kg
6	3.00 m	3.26 m	-	1510 kg
6	2.90 m	2.70 m	4.40 m	1750 kg
6	2.90 m	2.70 m	5.60 m	2095 kg
6	2.90 m	2.70 m	5.60 m	2375 kg
6	2.90 m	2.70 m	6.70 m	3850 kg

All machine information at a glance



MyPÖTTINGER – Simple. Anytime. Anywhere.

For all PÖTTINGER machines 1997 models onwards

We have created MyPÖTTINGER as a tool to provide machine specific information for all machines from year of build 1997 onwards.


Simply scan the QR code on the data plate with your smartphone or tablet or enter your machine number at www.mypoettinger.com.

Your machine goes online

You will immediately receive all the information on your machine.

- Instruction manual
- Optional equipment information
- Brochures
- Photos and videos.

ORIGINAL PARTS



Rely on the original

PÖTTINGER Original Parts meet the highest demands in terms of functionality, reliability and performance. These are characteristics that PÖTTINGER is committed to delivering.

That is why we manufacture PÖTTINGER Original Parts from the highest quality materials. We ideally match each individual spare part and wear part to your machinery's overall system. This is because different soil and operating conditions often need to be taken into consideration.

We have been listening to our customers and now offer three different lines - CLASSIC, DURASTAR and DURASTAR PLUS - to make sure you have the right part to meet every requirement. Original parts are worth every cent, because know-how cannot be copied.



Your advantages

- Immediate and long-term availability.
- Maximum durability thanks to innovative production processes and the use of the highest quality materials.
- Avoidance of malfunctions due to a perfect fit.
- The best working results thanks to optimum match to the overall system of the machine.
- Save time and costs thanks to longer replacement intervals on wear parts.
- Comprehensive quality testing.
- Ongoing advancement through research and development.
- Worldwide spare parts supply.
- Attractive, competitive prices for all spare parts.

CLASSIC
DURASTAR
DURASTAR **PLUS**

Wear parts

The CLASSIC line is for standard duty applications. With these ORIGINAL INSIDE parts we have defined the benchmark for quality, best price/performance ratio and reliability.

DURASTAR is the innovation on the wear components market - durable, high quality, productive and reliable.

Are you used to putting your machines to work in the most extreme conditions? Then the DURASTAR PLUS line is the right choice for you.



More Success with PÖTTINGER

- A family-owned company since 1871
Your reliable partner
- Specialist for tillage, seed drills
Hay and harvesting machines
- Future-safe innovation for outstanding working results
- Roots in Austria - at home throughout the world

You can rely on our PÖTTINGER tedders

- The best forage thanks to unique ground tracking.
- Clean forage thanks to DYNATECH.
- The best spreading quality thanks to swept tine arms
- Conserving the sward thanks to ingenious headland configurations.

Ask for more information:

PÖTTINGER Landtechnik GmbH

Industriegelände 1
4710 Grieskirchen
Austria
Phone +43 7248 600-0
info@poettinger.at
www.poettinger.at

Alois PÖTTINGER UK Ltd.

15 St Marks Road, Corby
Northamptonshire,
NN18 8AN
United Kingdom
Phone + 44 1536 272 220
info@potttinger.uk
www.potttinger.uk

POETTINGER Canada Inc.

460 Rue Robinson Sud
Granby, QC, J2G 7N6
Canada
Phone +1 450 372 5595
Fax +1 866 417 1683
info@poettinger.ca
www.poettinger.ca

POETTINGER US, Inc.

393 Pilot Drive
Valparaiso, IN 46383
USA
Phone +1 219 510 5534
Fax + 1 219 707 5412
info@poettinger.us
www.poettinger.us

PÖTTINGER Australia PTY LTD

11 Efficient Drive
Truganina VIC 3029
Australia
Phone +61 3 8353 2770
info@poettinger.com.au
www.poettinger.com.au

POETTINGER Ireland Ltd.

Glenaleamy, Powerstown Road,
Clonmel, Co. Tipperary
Ireland
Phone +353 52 6125766
info@poettinger.ie
www.poettinger.ie

Importer for New Zealand:

Origin Agroup
PO Box 673, 57 Hautapu Road
Cambridge
New Zealand
Phone +64 7 823 7582
info@originagroup.co.nz
www.originagroup.co.nz

Importer for South Africa:

VALTRAC
Cnr. Water & Buiten Street
9585 Parys
South Africa
Phone +27 56 817 7338 7308
wynn@valtrac.co.za
www.valtrac.co.za